



Intertek ETL SEMKO



TS16949

ISO14001

ISO9001

OHSAS18001



www.leoch.com

Stock Code: 00842.HK



www.leoch.com



Power Sports Batteries

- ATV
- JET SKI
- MOTORCYCLE
- SNOWMOBILE
- LAWN & GARDEN



◆ China sales office:

Add: 5th Floor, Xinbaohui Bldg., Nanhai Blvd., Nanshan, Shenzhen, China.
Tel: +86-755-86036060(100 lines) E-mail: export@leoch.com

◆ Europe sales office:

Add: 9B Wheatstone Court, Waterwells Business Park, Gloucester, GL2-2AQ, UK
Tel: +44(0) 1452 729428 E-mail: sales.Europe@leoch.com

◆ HongKong sales office:

Add: Unit 3910, 39/F, Cable TV Tower, NO.9 Hoi Shing Road, Tsuen Wan, NT, H.K.
Tel: +852 3578 6666 E-mail: sales.hk@leoch.com

◆ North America sales office:

Add: 19751 Descartes, Unit A, Foothill Ranch, CA 92610, USA
Tel: 949-588-5853 E-mail: sales@leoch.us

◆ Singapore sales office:

Add: No. 53, Ubi Avenue 1, #03-21 Paya Ubi Industrial Park, Singapore 408934
Tel: +65 68416629 E-mail: sales.sg@leoch.com

WWW.LEOCH.COM

Publication No: LB-03-13

Leoch International Technology Limited

CONTENTS

- BATTERY FEATURES P1
- TERMINAL CONFIGURATIONS P2
- DESIGNATION OF BATTERY TYPE NUMBERS P3
- BATTERY SPECIFICATIONS P4-P12
- CROSS REFERENCE P13-16
- BATTERY APPLICATIONS P17-42



COMPANY INTRODUCTION

Leoch International Technology Limited, founded in 1999, specializes in the research, development, manufacturing and sales of the globally renowned LEOCH brand lead-acid batteries. Leoch is an international new technology corporation launching stock successfully on Hongkong main board (Leoch International 00842.HK). After years of innovation, LEOCH has become a leading manufacturer of lead-acid batteries and the largest lead-acid batteries exporter in China. LEOCH enterprise consists of five production factories located in Shenzhen, Dongguan, Jiangsu, Zhaoqing, Anhui in China, and two abroad in Malaysia and Sri Lanka. It covers an area of nearly 910,000 square meters, with 70 battery production lines and corresponding testing machines, 2 research and development centers in Zhaoqing and Jiangsu. Today, LEOCH has over 11,000 employees, more than 400 experienced researchers and


technicians worldwide. LEOCH has mainly produce AGM, Start and Motive Power types, including AGM VRLA battery, Gel battery, ENERPURE batteries, UPS High Rate batteries, Marine batteries, Railway batteries , Start-Stop batteries ,OPzV, OPzS, PzB, PzS tubular plate batteries, automotive battery, motorcycle battery, golf cart battery, Scrubber Sweeper batteries, electric vehicle battery. These products are widely used by many different industries, such as telecommunication, power system, radio and television system, railway, solar, UPS, electric vehicles, cars, golf cars, forklifts, emergency lights, security, alarm, gardening tool, baby carrier etc. Annual gross production value exceeds 11 million KVAh.

We believe that LEOCH is your best choice.

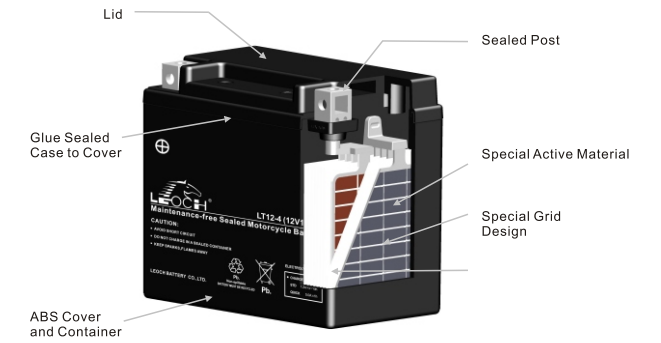
WWW.LEOCH.COM

BATTERY FEATURES


LT Series Dry Charged VRLA(AGM) Maintenance Free Battery(PP)



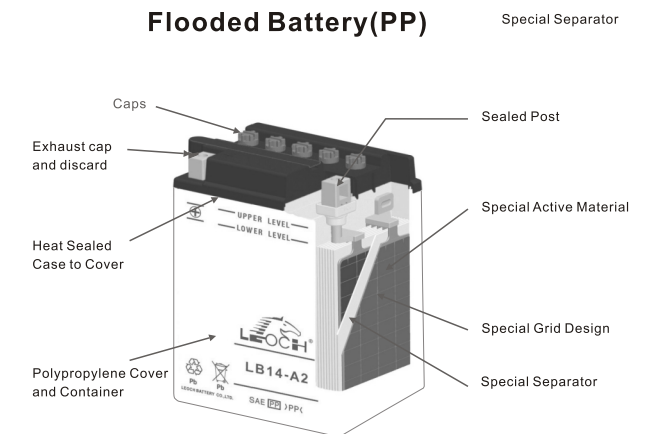
LT Series Factory Activated VRLA(AGM) Maintenance Free Battery(ABS)



EB Series Maintenance Free Battery(PP)



Flooded Battery(PP)



Maintenance-Free AGM/VRLA Battery


































Leoch batteries are constructed with lead calcium alloy and absorbed glass mat technology to provide you with “total maintenance-free” operation. No spills, no leaks, no water to check. This design will provide you with the most powerful, highest amp hour capacity, longest cycle-life product on the market. In addition, the fiberglass mat separators and high cell compression extend battery life by delivering superior vibration resistance from engine abuse or extreme road conditions.

Flooded Lead-acid Battery

In most cases, this battery was the original equipment battery provided by your equipment manufacturer. The leoch conventional battery meets or exceeds the original specifications for starting and amp hour capacity. Heavy duty glass mat separators resist vibration damage and through-the-wall intercell connectors minimize internal resistance for maximum power. Quick remove vent and transparent case will make checking electrolyte levels easy.

TERMINAL CONFIGURATIONS

Terminal shapes vary from one battery to another. By identifying the correct replacement battery from the listing in this book, you are assured of the proper terminal configuration. For custom applications, refer to the following chart to identify terminal shape and corresponding batteries.

TERMINAL				BATTERY TYPE
TYPE	FRONT	SIDE	TOP	
A				LTX4L-BS, LT4AL-BS, LTX5L-BS, LTX7A-BS, LTX7L-BS, LTX9-BS, LTX10L-BS, LTX12-BS, LTX12L-BS, LTX14-BS, LTX14L-BS, LTX14AH-BS, LTX14AHL-BS, LTX15-BS, LTX15L-BS, LTX16-BS, LTX16L-BS, LT16CL-BS, LTX18-BS, LTX18L-BS, LTX20-BS, LTX20L-BS, LTX20CH-BS, LTX20H-BS, LTX20HL-BS, LTX20HL-BS-PW, LTX24H-BS, LTX24HL-BS, EBX4L-BS, EBX5L-BS, EBZ5L-BS, EBZ6L-BS, EBX7L-BS, EBX7A-BS, EB7B-BS, EBZ7L-BS, EBX9-BS, EB9B-BS, EBX10L-BS, EBZ10-BS, EBZ12-BS, EBZ14-BS, EBX12L-BS, EBX12-BS, EB12A-BS, EB12B-BS, EBX14L-BS, EBX14-BS, EB14B-BS, EBX14AHL-BS, EBX14AH-BS, EBX15L-BS, EBX15-BS, EBX16L-BS, EBX16-BS, EB16B-BS, EB16BL-BS, EBX18L-BS, EBX18-BS, EBX20L-BS, EBX20-BS, EBX20HL-BS, EBX20H-BS, EBX20CH-BS, EBX24HL-BS, EBX24H-BS, EBX30L-BS, EBX30-BS, LT4-3, LT4A-3, LT5-3, LT7-3, LT7A-4, LT7B-4, LTZ7-3, LT9-4, LT9B-4, LT10-3, LTZ10-4, LT12A-4, LT12B-4, LT12-3, LT12-4, LTZ12-4, LT14-3, LT14A-4, LT14-4, LT14A-3, LT14B-4, LTZ14-4, LT15-3, LT15-4, LT16-3, LT16-4, LT16C-3, LT18-3, LT18-4, LT20-3, LT20-4, LT20H-3, LT20H-4, LT20CH-4, LT24-3, LT24-4, LT30-3, LT30-4, EB4-3, EB5-3, EBZ5-3, EB7-3, EB7A-4, EB7B-4, EBZ7-3, EB9-4, EB9B-4, EB10-3, EBZ10A-4, EB12-3, EB12-4, EB12A-4, EB12B-4, EBZ12A-4, EB14-4, EB14A-3, EB14A-4, EB14B-4, EB14C-3, EB14C-4, EBZ14A-4, EB15-3, B15-4, EB16-3, EB16-4, EB16B-3, EB16B-4, EB18-3, EB18-4, EB20-3, EB20-4, EB20H-3, EB20H-4, EB20CH-4, EB24-3, EB24-4, EB30-3, EB30-4, 12N4-3B, 12N5-3B2, 12N7E-B, 12N7-3A2, 12N7-3B2, 12N7-4A2, 12N10-3B-1, LB4L-B, LB4L-A, LB5L-B2, LB7L-A2, LB7L-B2, LB7A-2, LB9L-A2, LB9L-B2, LB12AL-A1, LB12C-A, LB16B-A, LB16C-B, LB16CL-B, LB16CL-A, LB16L-A2, LB16L-B, LB30CL-B, EBZ6-3, LTX7-BS, EBZ12L-BS, EB5.5-3, EB7D-4, EB8-4, EBX8-BS, EBX14AH-BS-PW, EB16BL-BS-PW, EBX20HL-BS-PW
B				LT3L-BS, LT3-3, LT7E-4, 6N6-3B, 6N6-3B-1, B39-6, B49-6, B38-6A, 6N11-2D, 6LB11-2D, 6N11A-1B, 6N11A-3, 6N11A-4, 6N11A-3A, 6N11A-3B, 6N11A-4A, B54-6, B54-6A, 12N3-3A, 12N5-3B, 12N5-4B, 12N5.5-3B, 12N5.5-4A-1, 12N5.5-4B, 12N6-3B, 12N6-4B, 12N6.5-3B, 12N7-3A, 12N12A-4A-1(J), 12N7-3B, 12N7-4A, 12N7-4B, 12N7D-3B, 12N7A-3A, 12N7B-3A, 12N7A-4A, 12N7B-4A, 12N9-3A, 12N9-3A-1, 12N9-3B, 12N9-4B-1, 12N10-3A, 12N10-3A-1, 12N10-3B, 12N11-3A, 12N11-3B, 12N12-3A, 12N12-3B, 12N12A-4A-1, 12N14-3A, 12N16-3A, 12N16-3B, 12N16-4B, 12N18-3, LB3L-A, LB3L-B, LB5L-B, LB6.5L-B, LB7-A, LB7L-A, LB7L-B, LB7B-B, LB9-B, LB9L-B, LB9A-A, LB10L-B, LB12A-A, LB12A-B, LB12AL-A, EB12AL-A, LB1 2AL-A2*, LB14L-A, LB14A-A1, LB16-B, LB16L-B, LB16L-A2, LT5AL-BS, LT7D-BS, LT7DL-BS, LT9A-BS, LT5A-3-1, LT7D-3, LT7D-4, LT9A-4, LTX6.5L-BS, LT7E-3
C				LT24-3-1, 12N18-3-1, 12N18-3A, 12N18-3B, LB16B-A1**, HLB16A-A, HLB16A-AB, L50-N18L-A, L50-N18L-A2, SL50-N18L-A, SL50-N18L-A2, SL50-N18L-A1, L50-N18A-A, LB18-A, LB18L-A, LB18L-A2, 12N18-4A
D				12N6.5B-4B, 12N10-3A-2, 12N11-3A-1, 12N14-3B, 12N14-3A2, LB10L-A2, LB10L-B2, LB10A-A2, LB12B-B2, LB14-A2, LB14-B2, LB14L-A2, LB14L-B2, SLB14L-A2, SLB14L-B2, LB14A-A2, EB14L-A2
E				LTX16-BS-1, LT16A-4, 12N7C-3D, 12N7CZ-3D, LB7C-A, LB14L-A1, EBX16-BS-1, EB16A-4
F				LB16B-A2
G				12N5.5-4A, LB9L-A1, LB16AL-A2
H				EBX20PL-BS, EB20P-3, 12C16A-3A, 12C16A-3B, L60-N24-A, L60-N24L-A, L60-N24AL-B, SL60-N24AL-B, L60-N28L-A, L60-N30L-A, L60-N30-A, L60-N30L-B, U1-5, U1R-5, U1-6, U1R-6, U1-7, U1R-7, U1-9, U1R-9, U1-11, U1R-11, EB20P-3-1
I				12N24-3, 12N24-4, 12N24-3A, 12N24-4A
J				CHD4-12
K				LTR4A-BS, LTR4A-5
L				LT4B-BS, LT4B-5

** Includes terminal adaptor for converting to side mount.
 * Includes terminal adaptor for converting to top mount.

DESIGNATION OF BATTERY TYPE NUMBERS

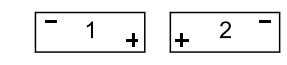
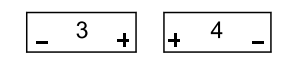
Examples:

Conventional Flooded Battery Part Number									
6	N	4	—	2	A	—	5		
12	N	9	—	4	B	—	1		
12	N	12	A	—	4	A	—	1	
a	b	c	d	e	f				g

High Performance Flooded Battery Part Number									
L	50	—	N	18	L	—	A	2	
S	LB	14			L	—	B	2	
	LB	16	A		L	—	A	2	
n	h	j	d	b	i	e	f	g	

Dry Charged VRLA (AGM) Maintenance Free Battery Part Number									
LT	X	7	—	L	—	B	S		
LT	X	20		H	L	—	B	S	
LT	X	14	A	H	L	—	B	S	
k	m	i	d	m	e		g	l	

Factory Activated VRLA (AGM) Maintenance Free Battery Part Number									
LT	—	14	A	—	3				
LT	Z	10			4				
EB	Z	12			4				
k	m	i	d	e					

Designations:	Polarity Location (Figure. 1)
a - nominal voltage; b - vented type (normal type); c - battery capacity at 10 hour rate; d - indication of different size of the same capacity batteries; e - polarity location (see Fig. 1), configuration; f - location of opening for exhaust (see Fig. 2); g - type of terminal; h - symbol of High Performance Flooded batteries; i - performance level; j - cranking or starting power; k - symbol of Leoch maintenance free (VRLA) batteries (LT, EB); l - sealed, non-spillable; m - high performance; n - with sensor.	<div style="display: flex; justify-content: space-around;"> <div style="border: 1px solid black; padding: 2px;">6-Volt Polarity Location</div> <div style="border: 1px solid black; padding: 2px;">12-Volt Polarity Location</div> </div> <div style="display: flex; justify-content: space-around; margin-top: 10px;"> <div style="text-align: center;">  </div> <div style="text-align: center;">  </div> </div> <p style="margin-top: 10px;">Example: 6N4C-1B 6N2-2A LB14L-A2 LB12A-B</p> <p style="font-size: small; margin-top: 10px;">“e” =Polarity Location (L indicates positive terminal is located at right side of battery)</p>
Exhaust Location (Figure. 2)	
f - Location of opening for exhaust port	<div style="display: flex; justify-content: space-around; margin-bottom: 10px;"> <div style="border: 1px solid black; padding: 2px;">A</div> <div style="border: 1px solid black; padding: 2px;">B</div> <div style="border: 1px solid black; padding: 2px;">C</div> <div style="border: 1px solid black; padding: 2px;">D</div> </div> <p style="margin-top: 10px;">Example: 12N7-4A LB14-B2 6N2A-2C 6N11-2D</p>

Metric Conversion Chart		
1 inch = 25.4 millimeters	1 pound = .45 kilograms	1 liter = 33.8 ounces
1 ounce = .03 liters	1 millimeter = .04 inches	1 kilogram = 2.2 pounds



MAINTENANCE FREE
BATTERY



EB SERIES DRY CHARGED VRLA(AGM)
MAINTENANCE FREE BATTERY(PP)



LT SERIES DRY CHARGED VRLA(AGM)
MAINTENANCE FREE BATTERY(PP)

Battery Type	Nominal Voltage V	Capacity (10Hr) Ah	CCA @ T (-18°C) A	Battery Size						Terminal Type	Weight W/O Acid	Electrolyte		Total weight for battery	Regular Charge Current		
				Dimensions-Millimetres(±2mm)			Dimensions-Inches(±1/16in)					Volume	Weight				
				L	W	H	L	W	H								
6LT4-BS	6	4	N/A	70	70	95	2 3/4	2 3/4	3 3/4	⊖ ⊕	/	0.66	1.5	0.1	0.18	0.84	0.4
LT2.5L-BS	12	2.5	25	80	70	105	3 1/8	2 3/4	4 1/8	⊖ ⊕	/	0.92	2.0	0.2	0.23	1.15	0.3
LT2.5L-BS-1	12	2.5	20	80	70	105	3 1/4	2 3/4	4 1/4	⊖ ⊕	/	0.80	1.8	0.2	0.23	1.03	0.3
LT3L-BS	12	3	35	98	56	110	3 7/8	2 1/4	4 3/8	⊖ ⊕	B	0.96	2.1	0.2	0.25	1.21	0.3
LTR4A-BS	12	2.3	45	113	48	85	4 2/4	2	3 1/4	⊖ ⊕	I	0.81	1.8	0.1	0.17	0.98	0.2
LT4B-BS	12	2.3	40	113	38	85	4 4/8	1 2/4	3 3/8	⊖ ⊕	J	0.80	1.8	0.1	0.15	0.95	0.2
LTX4L-BS	12	3	50	113	70	85	4 2/4	2 3/4	3 1/4	⊖ ⊕	A	1.20	2.6	0.2	0.24	1.44	0.3
LT4AL-BS	12	4	60	120	70	92	4 6/8	2 3/4	3 5/8	⊖ ⊕	A	1.27	2.8	0.2	0.32	1.59	0.4
LTX5L-BS	12	4	70	113	70	105	4 2/4	2 3/4	4 1/4	⊖ ⊕	A	1.47	3.2	0.2	0.32	1.79	0.4
LT5AL-BS	12	5	75	120	60	130	4 6/8	2 1/4	5 1/8	⊖ ⊕	B	1.50	3.3	0.3	0.38	1.88	0.5
LTX6.5L-BS	12	6.5	85	139	66	100	5 4/8	2 2/4	3 7/8	⊖ ⊕	B	1.91	4.2	0.3	0.40	2.31	0.7
LTX7A-BS	12	6	90	150	87	93	5 7/8	3 2/4	3 5/8	⊖ ⊕	A	2.00	4.4	0.4	0.48	2.48	0.6
LTX7-BS	12	6	85	113	70	130	4 2/4	2 3/4	5	⊖ ⊕	A	1.97	4.3	0.3	0.42	2.39	0.6
LTX7L-BS	12	6	85	113	70	130	4 4/8	2 3/4	5 1/8	⊖ ⊕	A	1.97	4.3	0.3	0.42	2.39	0.6
LT7D-BS	12	7	90	146	60	130	5 3/4	2 1/4	5	⊖ ⊕	B	1.86	4.1	0.4	0.48	2.34	0.7
LT7DL-BS	12	7	90	146	60	130	5 6/8	2 1/4	5 1/8	⊖ ⊕	B	1.86	4.1	0.4	0.48	2.34	0.7
LTX9-BS	12	8	120	150	87	105	6	3 2/4	4 1/4	⊖ ⊕	A	2.46	5.4	0.4	0.58	3.04	0.8
LT9A-BS	12	9	120	135	75	139	5 3/8	3	5 4/8	⊖ ⊕	B	2.46	5.4	0.5	0.65	3.11	0.9
LTX10L-BS	12	10	160	135	90	145	5 1/4	3 2/4	5 3/4	⊖ ⊕	A	2.84	6.3	0.7	0.90	3.74	1.0
LTX12-BS	12	10	180	150	87	130	5 7/8	3 2/4	5 1/8	⊖ ⊕	A	3.10	6.8	0.6	0.80	3.90	1.0
LTX12L-BS	12	10	180	150	87	130	6	3 2/4	5	⊖ ⊕	A	3.10	6.8	0.6	0.80	3.90	1.0
LTX14-BS	12	12	200	150	87	145	6	3 2/4	5 3/4	⊖ ⊕	A	3.50	7.7	0.7	0.91	4.41	1.2
LTX14L-BS	12	12	200	150	87	145	5 7/8	3 2/4	5 6/8	⊖ ⊕	A	3.50	7.7	0.7	0.91	4.41	1.2
LTX14AH-BS	12	12	210	135	90	164	5 1/4	3 2/4	6 2/4	⊖ ⊕	A	3.74	8.2	0.7	0.91	4.65	1.2
LTX14AHL-BS	12	12	210	135	90	164	5 3/8	3 2/4	6 4/8	⊖ ⊕	A	3.74	8.2	0.7	0.91	4.65	1.2
LTX15-BS	12	13	230	175	87	130	7	3 2/4	5	⊖ ⊕	A	3.70	8.1	0.7	0.98	4.68	1.3
LTX15L-BS	12	13	230	175	87	130	6 7/8	3 2/4	5 1/8	⊖ ⊕	A	3.70	8.1	0.7	0.98	4.68	1.3
LTX16-BS	12	14	230	150	87	161	6	3 2/4	6 1/4	⊖ ⊕	A	4.08	9.0	0.8	1.03	5.11	1.4
LTX16L-BS	12	14	230	150	87	161	5 7/8	3 2/4	6 3/8	⊖ ⊕	A	4.08	9.0	0.8	1.03	5.11	1.4
LTX16BS-1	12	14	230	150	87	161	6	3 2/4	6 1/4	⊖ ⊕	E	4.05	8.9	0.8	1.03	5.08	1.4
LT16CL-BS	12	19	260	175	100	175	6 7/8	4	6 7/8	⊖ ⊕	A	5.17	11.4	1.0	1.34	6.51	1.9
LTX18-BS	12	18	250	205	87	162	8	3 2/4	6 2/4	⊖ ⊕	A	5.12	11.3	1.1	1.48	6.60	1.8
LTX18L-BS	12	18	250	205	87	162	8 1/8	3 2/4	6 3/8	⊖ ⊕	A	5.12	11.3	1.1	1.48	6.60	1.8
LTX20-BS	12	18	270	175	87	155	7	3 2/4	6	⊖ ⊕	A	4.73	10.4	0.9	1.19	5.93	1.8
LTX20L-BS	12	18	270	175	87	155	6 7/8	3 2/4	6 1/8	⊖ ⊕	A	4.73	10.4	0.9	1.19	5.93	1.8
LTX20CH-BS	12	18	270	150	87	161	6	3 2/4	6 1/4	⊖ ⊕	A	4.54	10.0	0.8	1.09	5.63	1.8
LTX20H-BS	12	18	310	175	87	155	6 7/8	3 2/4	6 1/8	⊖ ⊕	A	4.91	10.8	0.9	1.19	6.10	1.8
LTX20HL-BS	12	18	310	175	87	155	7	3 2/4	6	⊖ ⊕	A	4.91	10.8	0.9	1.19	6.10	1.8
LTX20HL-BS-PW	12	18	310	175	87	175	6 7/8	3 2/4	6 7/8	⊖ ⊕	A	4.98	11.0	0.9	1.19	6.17	1.8
LTX24H-BS	12	21	350	205	87	162	8	3 2/4	6 2/4	⊖ ⊕	A	5.82	12.8	1.1	1.43	7.25	2.1
LTX24HL-BS	12	21	350	205	87	162	8 1/8	3 2/4	6 3/8	⊖ ⊕	A	5.82	12.8	1.1	1.43	7.25	2.1

Battery Type	Nominal Voltage V	Capacity (10Hr) Ah	CCA @ T (-18°C) A	Battery Size						Assembly Figure (As Per Cover Polarity)	Terminal Type	Weight W/O Acid		Electrolyte		Total weight for battery	Regular Charge Current
				Dimensions-Millimetres(±2mm)			Dimensions-Inches(±1/16in)					Volume	Weight				
				L	W	H	L	W	H								
EBX4L-BS	12	3	50	113	70	85	4 7/16	2 3/4	3 1/2	⊖ ⊕	A	1.22	2.7	0.2	0.24	1.46	0.3
EBX5L-BS	12	4	70	113	70	105	4 7/16	2 3/4	4	⊖ ⊕	A	1.48	3.3	0.2	0.32	1.80	0.4
EBZ5L-BS	12	3.5	65	113	70	85	4 7/16	2 3/4	3 1/2	⊖ ⊕	A	1.22	2.7	0.2	0.24	1.46	0.4
EBZ6L-BS	12	5	90	113	70	105	4 7/16	2 3/4	4	⊖ ⊕	A	1.69	3.7	0.2	0.33	2.02	0.5
EBX7L-BS	12	6	85	113	70	130	4 7/16	2 3/4	5	⊖ ⊕	A	2.01	4.4	0.3	0.42	2.43	0.6
EBX7A-BS	12	6	90	150	87	93	5 14/16	3 2/4	3 1/2	⊖ ⊕	A	2.03	4.5	0.4	0.48	2.51	0.6
EBZ7B-BS	12	6.5	85	150	66	93	5 14/16	2 2/4	3 1/2	⊖ ⊕	A	1.95	4.3	0.3	0.42	2.37	0.7
EBZ7L-BS	12	6	130	113	70	105	4 7/16	2 3/4	4	⊖ ⊕	A	1.82	4.0	0.3	0.37	2.19	0.6
EBX8-BS	12	8	105	135	75	133	5 5/16	3	5	⊖ ⊕	A	2.23	4.9	0.4	0.57	2.80	0.8
EBX9-BS	12	8	120	150	87	105	5 14/16	3 2/4	4	⊖ ⊕	A	2.50	5.5	0.4	0.58	3.08	0.8
EB9A-BS	12	9	120	135	75	139	5 5/16	3	5 1/2	⊖ ⊕	A	2.55	5.6	0.5	0.65	3.20	0.9
EB9B-BS	12	8	115	150	70	105	5 14/16	2 3/4	4	⊖ ⊕	A	2.32	5.1	0.4	0.53	2.85	0.8
EBX10L-BS	12	10	160	133	90	145	5 4/16	3 2/4	5 1/2	⊖ ⊕	A	2.91	6.4	0.7	0.90	3.81	1.0
EBZ10-BS	12	8.6	190	150	88	93	5 14/16	3 2/4	3 1/2	⊖ ⊕	A	2.72	6.0	0.4	0.56	3.28	0.9
EBZ12L-BS	12	11	210	150	88	110	5 14/16	3 2/4	4 1/2	⊖ ⊕	A	3.33	7.3	0.5	0.66	3.99	1.1
EBZ12-BS	12	11	210	150	88	110	5 14/16	3 2/4	4 1/2	⊖ ⊕	A	3.33	7.3	0.5	0.66	3.99	1.1
EBZ14-BS	12	11.2	230	150	88	110	5 14/16	3 2/4	4 1/2	⊖ ⊕	A	3.33	7.3	0.5	0.66	3.99	1.1
EBX12L-BS	12	10	180	150	87	130	5 14/16	3 2/4	5	⊖ ⊕	A	3.16	7.0	0.6	0.80	3.96	1.0
EBX12-BS	12	10	180	150	87	130	5 14/16	3 2/4	5	⊖ ⊕	A	3.16	7.0	0.6	0.80	3.96	1.0
EB12A-BS	12	10	175	150	88	105	5 14/16	3 2/4	4	⊖ ⊕	A	2.70	6.0	0.5	0.68	3.38	1.0
EB12B-BS	12	10	175	150	70	130	5 14/16	2 3/4	5	⊖ ⊕	A	2.99	6.6	0.5	0.72	3.71	1.0
EBX14L-BS	12	12	200	150	87	145	5 14/16	3 2/4	5 1/2	⊖ ⊕	A	3.57	7.9	0.7	0.91	4.47	1.2
EBX14-BS	12	12	200	150	87	145	5 14/16	3 2/4	5 1/2	⊖ ⊕	A	3.57	7.9	0.7	0.91	4.47	1.2
EB14B-BS	12	12	210	150	70	145	5 14/16	2 3/4	5 1/2	⊖ ⊕	A	3.33	7.3	0.6	0.81	4.14	1.2
EBX14AHL-BS	12	12	210	133	90	164	5 4/16	3 2/4	6 1/2	⊖ ⊕	A	4.03	8.9	0.6	0.86	4.89	1.2
EBX14AH-BS	12	12	210	133	90	164	5 4/16	3 2/4	6 1/2	⊖ ⊕	A	4.03	8.9	0.6	0.86	4.89	1.2
EBX14AH-BS-PW	12	12	210	133	90	174	5 4/16	3 2/4	7	⊖ ⊕	A	4.08	9.0	0.6	0.86	4.94	1.2
EBX15L-BS	12	13	230	175	87	130	6 14/16	3 2/4	5	⊖ ⊕	A	3.78	8.3	0.7	0.98	4.76	1.3
EBX15-BS	12	13	230	175	87	130	6 14/16	3 2/4	5	⊖ ⊕	A	3.78	8.3	0.7	0.98	4.76	1.3
EBX16L-BS	12	14	230	150	87	161	5 14/16	3 2/4	6 1/2	⊖ ⊕	A	4.13	9.1	0.8	1.03	5.16	1.4
EBX16-BS	12	14	230	150	87	161	5 14/16	3 2/4	6 1/2	⊖ ⊕	A	4.13	9.1	0.8	1.03	5.16	1.4
EBX16BS-1	12	14	230	150	87	161	5 14/16	3 2/4	6 1/2	⊖ ⊕	E	4.10	9.0	0.8	1.03	5.13	1.4
EB16BL-BS	12	19	260	175	100	155	6 14/16	4	6	⊖ ⊕	A	5.22	11.5	1.0	1.34		



**LT SERIES FACTORY ACTIVATED VRLA(AGM)
MAINTENANCE FREE BATTERY(ABS)**

Battery Type	Nominal Voltage V	Capacity (10Hr) Ah	CCA @ ^{-18°C} A	Battery Size						Assembly Figure (As Per Cover Polarity)	Terminal Type	Total weight for battery		Regular Charge Current A
				Dimensions-Millimetres(±2mm)			Dimensions-Inches(±1/16in)					Kg	Lbs	
				L	W	H	L	W	H					
6LT4-2	6	4	N/A	70	70	95	2 3/4	2 3/4	3 3/4		/	0.86	1.9	0.4
LT2.5-3	12	2.5	25	80	70	105	3 1/8	2 3/4	4 1/8		/	1.17	2.6	0.3
LT2.5-3-1	12	2.5	20	80	70	105	3 1/4	2 3/4	4 1/4		/	1.06	2.3	0.3
LT2.5-3-2	12	2.5	20	80	70	105	3 1/8	2 3/4	4 1/8		/	1.01	2.2	0.3
LT3-3	12	3	35	98	56	110	3 3/4	2 1/4	4 1/4		B	1.20	2.6	0.3
LTR4A-5	12	2.3	45	113	48	85	4 4/8	2	3 3/8		I	0.96	2.1	0.2
LT4B-5	12	2.3	40	113	38	85	4 2/4	1 2/4	3 1/4		J	0.93	2.0	0.2
LT4-3	12	3	50	113	70	85	4 4/8	2 3/4	3 3/8		A	1.46	3.2	0.3
LT4A-3	12	4	60	120	70	92	4 3/4	2 3/4	3 2/4		A	1.58	3.5	0.4
LT5-3	12	4	70	113	70	105	4 4/8	2 3/4	4 1/8		A	1.80	4.0	0.4
LT5A-3-1	12	5	75	119	59	130	4 3/4	2 1/4	5		B	1.89	4.2	0.5
LT6.5-3	12	6.5	85	139	66	102	5 4/8	2 2/4	4		B	2.35	5.2	0.7
LT7-3	12	6	85	113	70	130	4 2/4	2 3/4	5		A	2.43	5.4	0.6
LT7A-4	12	6	90	150	87	93	5 7/8	3 2/4	3 5/8		A	2.50	5.5	0.6
LT7B-4	12	6.5	85	150	65	93	6	2 2/4	3 3/4		A	2.30	5.1	0.7
LT7D-3	12	7	90	146	60	130	5 6/8	2 1/4	5 1/8		B	2.39	5.3	0.7
LT7D-4	12	7	90	146	60	130	5 3/4	2 1/4	5		B	2.39	5.3	0.7
LT7E-4	12	7	90	136	75	122	5 3/8	3	4 6/8		B	2.84	6.3	0.7
LT7E-3	12	7	90	136	75	122	5 1/4	3	4 3/4		B	2.84	6.3	0.7
LTZ7-3	12	6	130	113	70	105	4 4/8	2 3/4	4 1/8		A	2.10	4.6	0.6
LT9-4	12	8	120	150	87	105	6	3 2/4	4 1/4		A	3.08	6.8	0.8
LT9A-4	12	9	120	135	75	139	5 3/8	3	5 4/8		B	3.07	6.8	0.9
LT9B-4	12	8	115	150	68	105	6	2 3/4	4 1/4		A	2.71	6.0	0.8
LT10-3	12	10	160	135	90	145	5 3/8	3 2/4	5 6/8		A	3.77	8.3	1.0
LTZ10-4	12	8.6	190	150	87	93	6	3 2/4	3 3/4		A	2.91	6.4	0.9
LT12A-4	12	10	175	150	87	105	5 7/8	3 2/4	4 1/8		A	3.33	7.3	1.0
LT12B-4	12	10	175	150	69	130	6	2 3/4	5		A	3.56	7.8	1.0
LT12-3	12	10	180	150	87	130	6	3 2/4	5		A	3.95	8.7	1.0
LT12-4	12	10	180	150	87	130	5 7/8	3 2/4	5 1/8		A	3.95	8.7	1.0
LTZ12-4	12	11	210	150	87	110	6	3 2/4	4 1/4		A	3.33	7.3	1.1
LT14-3	12	12	200	150	87	145	5 7/8	3 2/4	5 6/8		A	4.46	9.8	1.2
LT14-4	12	12	200	150	87	145	6	3 2/4	5 3/4		A	4.46	9.8	1.2
LT14A-4	12	12	210	135	90	167	5 3/8	3 2/4	6 5/8		A	4.72	10.4	1.2
LT14A-3	12	12	210	135	90	167	5 1/4	3 2/4	6 2/4		A	4.72	10.4	1.2
LT14B-4	12	12	210	150	69	145	5 7/8	2 3/4	5 6/8		A	4.16	9.2	1.2
LTZ14-4	12	11.2	230	150	87	110	6	3 2/4	4 1/4		A	3.53	7.8	1.1
LT15-3	12	13	230	175	87	130	6 7/8	3 2/4	5 1/8		A	4.69	10.3	1.3
LT15-4	12	13	230	175	87	130	7	3 2/4	5		A	4.69	10.3	1.3
LT16-3	12	14	230	150	87	161	5 7/8	3 2/4	6 3/8		A	5.16	11.4	1.4
LT16-4	12	14	230	150	87	161	6	3 2/4	6 1/4		A	5.16	11.4	1.4
LT16A-4	12	14	230	150	87	161	5 7/8	3 2/4	6 3/8		E	5.12	11.3	1.4
LT16C-3	12	19	260	175	100	175	7	4	7		A	6.57	14.5	1.9
LT18-3	12	18	250	205	87	162	8 1/8	3 2/4	6 3/8		A	6.69	14.7	1.8
LT18-4	12	18	250	205	87	162	8	3 2/4	6 2/4		A	6.69	14.7	1.8
LT20-3	12	18	270	175	87	155	6 7/8	3 2/4	6 1/8		A	5.93	13.1	1.8
LT20-4	12	18	270	175	87	155	7	3 2/4	6		A	5.93	13.1	1.8
LT20H-3	12	18	310	175	87	155	6 7/8	3 2/4	6 1/8		A	6.17	13.6	1.8
LT20H-4	12	18	310	175	87	155	7	3 2/4	6		A	6.17	13.6	1.8
LT20CH-4	12	18	270	150	87	161	5 7/8	3 2/4	6 3/8		A	5.71	12.6	1.8
LTX20-3-1	12	18	310	176	87	154	7	3 2/4	6		/	6.90	15.2	1.8
LT24-3	12	21	350	205	87	162	8 1/8	3 2/4	6 3/8		A	7.31	16.1	2.1
LT24-4	12	21	350	205	87	162	8	3 2/4	6 2/4		A	7.31	16.1	2.1
LT24-3-1	12	21	350	205	87	162	8 1/8	3 2/4	6 3/8		C	7.31	16.1	2.1
LT30-3	12	30	385	165	125	175	6 2/4	5	7		A	9.90	21.8	3.0
LT30-4	12	30	385	165	125	175	6 4/8	5	6 7/8		A	9.90	21.8	3.0



**EB SERIES FACTORY ACTIVATED VRLA(AGM)
MAINTENANCE FREE BATTERY(PP)**

Battery Type	Nominal Voltage V	Capacity (10Hr) Ah	CCA @ ^{-18°C} A	Battery Size						Assembly Figure (As Per Cover Polarity)	Terminal Type	Total weight for battery		Regular Charge Current A
				Dimensions-Millimetres(±2mm)			Dimensions-Inches(±1/16in)					Kg	Lbs	
				L	W	H	L	W	H					
EB4-3	12	3	50	113	70	85	4 7/16	2 3/4	3 1/2		A	1.47	3.2	0.3
EB5-3	12	4	70	113	70	105	4 7/16	2 3/4	4		A	1.78	3.9	0.4
EBZ5-3	12	3.5	65	113	70	85	4 7/16	2 3/4	3 1/2		A	1.47	3.2	0.4
EB5.5-3	12	5.5	80	135	60	130	5 5/16	2 1/4	5		A	2.09	4.6	0.6
EBZ6-3	12	5	90	113	70	105	4 7/16	2 3/4	4		A	2.02	4.4	0.5
EB7-3	12	6	85	113	70	130	4 7/16	2 3/4	5		A	2.43	5.4	0.6
EB7A-4	12	6	90	150	87	93	5 14/16	3 2/4	3 1/2		A	2.48	5.5	0.6
EB7B-4	12	6.5	85	150	66	93	5 14/16	2 2/4	3 1/2		A	2.37	5.2	0.7
EB7D-4	12	7	90	146	60	130	5 12/16	2 1/4	5		A	2.41	5.3	0.7
EBZ7-3	12	6	130	113	70	105	4 7/16	2 3/4	4		A	2.15	4.7	0.6
EB8-4	12	8	105	135	75	133	5 5/16	3	5		A	2.84	6.3	0.8
EB9-4	12	8	120	150	87	105	5 14/16	3 2/4	4		A	3.06	6.7	0.8
EB9A-4	12	9	120	135	75	139	5 5/16	3	5 1/2		A	3.16	7.0	0.9
EB9B-4	12	8	115	150	70	105	5 14/16	2 3/4	4		A	2.86	6.3	0.8
EB10-3	12	10	160	133	90	145	5 4/16	3 2/4	5 1/2		A	3.78	8.3	1.0
EBZ10A-4	12	8.6	190	150	88	93	5 14/16	3 2/4	3 1/2		A	3.31	7.3	0.9
EB12-3	12	10	180	150	87	130	5 14/16	3 2/4	5		A	3.95	8.7	1.0
EB12-4	12	10	180	150	87	130	5 14/16	3 2/4	5		A	3.95	8.7	1.0
EB12A-4	12	10	175	150	88	105	5 14/16	3 2/4	4		A	3.37	7.4	1.0
EB12B-4	12	10	175	150	70	130	5 14/16	2 3/4	5		A	3.71	8.2	1.0
EBZ12A-4	12	11	210	150	88	110	5 14/16	3 2/4	4 1/2		A	4.03	8.9	1.1
EB14-4	12	14	200	150	87	145	5 14/16	3 2/4	5 1/2		A	4.86	10.7	1.4
EB14A-3	12	12	210	133	90	164	5 4/16	3 2/4	6 1/2		A	4.85	10.7	1.2
EB14A-4	12	12	210	133	90	164	5 4/16	3 2/4	6 1/2		A	4.85	10.7	1.2
EB14B-4	12	12	210	150	70	145	5 14/16	2 3/4	5 1/2		A	4.15	9.1	1.2
EB14C-3	12	12	200	150	87	145	5 14/16	3 2/4	5 1/2		A	4.45	9.8	1.2
EB14C-4	12	12	200	150	87	145	5 14/16	3 2/4	5 1/2		A	4.45	9.8	1.2
EBZ14A-4	12	11.2	230	150	88	110	5 14/16	3 2/4	4 1/2		A	4.03	8.9	1.1
EB15-3	12	13	230	175	87	130	6 14/16	3 2/4	5		A	4.70	10.4	1.3
EB15-4	12	13	230	175	87	130	6 14/16	3 2/4	5		A	4.70	10.4	1.3
EB16-3	12	14	230	150	87	161	5 14/16	3 2/4	6 1/2		A	5.16	11.4	1.4
EB16-4	12	14	230	150	87	161	5 14/16	3 2/4	6 1/2		A	5.16	11.4	1.4
EB16A-4	12	14	230	150	87	161	5 14/16	3 2/4	6 1/2		E	5.13	11.3	1.4
EB16B-3	12	19	260	175	100	155	6 14/16	4	6		A	6.52	14.4	1.9
EB16B-4	12	19	260	175	100	155	6 14/16	4	6		A	6.52	14.4	1.9
EB18-3	12	18	250	205	87	162	8 1/16	3 2/4	6 1/2		A	6.63	14.6	1.8
EB18-4	12	18	250	205	87	162	8 1/16	3 2/4	6 1/2		A	6.63	14.6	1.8
EB20-3	12	18	270	175	87	155	6 14/16	3 2/4	6		A	6.20	13.7	1.8
EB20-4	12	18	270	175	87	155	6 14/16	3 2/4	6		A	6.20	13.7	1.8
EB20H-3	12	18	310	175	87	15								



HIGH PERFORMANCE FLOODED BATTERY

Battery Type	Nominal Voltage V	Capacity (10Hr) Ah	CCA @F (-18°C) A	Battery Size						Assembly Figure (As Per Cover Polarity)	Terminal Type	Weight W/O Acid		Electrolyte		Total weight for battery Kg	Regular Charge Current A
				Dimensions-Millimetres (±2mm)			Dimensions-Inches (±1/16in)					Volume	Weight	Liters	Kg		
				L	W	H	L	W	H								
LB2.5L-C	12	2.5	19	80	70	105	3 1/8	2 3/4	4 1/8	[Diagram]	/	0.77	1.70	0.24	0.30	1.07	0.3
LB2.5L-C-2	12	2.5	19	80	70	105	3 1/8	2 3/4	4 1/8	[Diagram]	/	0.77	1.70	0.24	0.30	1.07	0.3
LB3L-A	12	3	32	98	56	110	3 7/8	2 1/4	4 3/8	[Diagram]	B	0.95	2.09	0.23	0.29	1.24	0.3
LB3L-B	12	3	32	98	56	110	3 7/8	2 1/4	4 3/8	[Diagram]	B	0.95	2.09	0.23	0.29	1.24	0.3
LB4L-B	12	4	56	120	70	92	4 6/8	2 3/4	3 5/8	[Diagram]	A	1.23	2.71	0.30	0.38	1.61	0.4
LB4L-A	12	4	56	120	70	92	4 6/8	2 3/4	3 5/8	[Diagram]	A	1.23	2.71	0.30	0.38	1.61	0.4
LB5L-B	12	5	65	120	61	130	4 6/8	2 1/4	5 1/8	[Diagram]	B	1.56	3.44	0.36	0.46	2.02	0.5
LB5L-B2	12	5	65	120	61	130	4 6/8	2 1/4	5 1/8	[Diagram]	A	1.58	3.48	0.36	0.46	2.04	0.5
LB6.5L-B	12	6.5	65	138	73	107	5 3/8	2 3/4	4 2/8	[Diagram]	B	1.80	3.97	0.43	0.54	2.34	0.7
LB7-A	12	8	124	135	75	133	5 3/8	3	5 2/8	[Diagram]	B	2.14	4.76	0.54	0.69	2.85	0.8
LB7L-A	12	8	124	135	75	133	5 3/8	3	5 2/8	[Diagram]	B	2.14	4.76	0.54	0.69	2.85	0.8
LB7L-B	12	8	124	135	75	133	5 3/8	3	5 2/8	[Diagram]	B	2.14	4.76	0.54	0.69	2.85	0.8
LB7L-A2	12	8	124	135	75	133	5 3/8	3	5 2/8	[Diagram]	A	2.16	4.81	0.54	0.69	2.87	0.8
LB7L-B2	12	8	124	135	75	133	5 3/8	3	5 2/8	[Diagram]	A	2.16	4.81	0.54	0.69	2.87	0.8
LB7-A2	12	8	124	135	75	133	5 3/8	3	5 2/8	[Diagram]	A	2.16	4.81	0.54	0.69	2.87	0.8
LB7B-B	12	7	124	150	60	130	5 7/8	2 1/4	5 1/8	[Diagram]	B	1.94	4.28	0.51	0.65	2.59	0.7
LB7C-A	12	8	124	130	90	114	5 1/8	3 2/4	4 4/8	[Diagram]	E	2.15	4.74	0.58	0.74	2.89	0.8
LB9-B	12	9	130	135	75	139	5 3/8	3	5 4/8	[Diagram]	B	2.40	5.29	0.56	0.72	3.12	0.9
LB9L-B	12	9	130	135	75	139	5 3/8	3	5 4/8	[Diagram]	B	2.40	5.29	0.56	0.72	3.12	0.9
LB9L-A1	12	9	130	135	75	139	5 3/8	3	5 4/8	[Diagram]	F	2.42	5.34	0.56	0.72	3.14	0.9
LB9L-A2	12	9	130	135	75	139	5 3/8	3	5 4/8	[Diagram]	A	2.42	5.34	0.56	0.72	3.14	0.9
LB9L-B2	12	9	130	135	75	139	5 3/8	3	5 4/8	[Diagram]	A	2.42	5.34	0.56	0.72	3.14	0.9
LB9A-A	12	9	130	135	75	155	5 3/8	3	6 1/8	[Diagram]	B	2.42	5.34	0.56	0.72	3.14	0.9
LB10L-A2	12	11	160	134	89	145	5 3/8	3 2/4	5 6/8	[Diagram]	D	3.15	6.94	0.70	0.90	4.05	1.1
LB10L-B	12	11	160	134	89	145	5 3/8	3 2/4	5 6/8	[Diagram]	B	3.15	6.94	0.70	0.90	4.05	1.1
LB10L-B2	12	11	160	134	89	145	5 3/8	3 2/4	5 6/8	[Diagram]	D	3.15	6.94	0.70	0.90	4.05	1.1
LB10A-A2	12	11	160	134	89	155	5 3/8	3 2/4	6 1/8	[Diagram]	D	3.20	7.05	0.70	0.90	4.10	1.1
LB12A-A	12	12	165	134	81	160	5 2/8	3 1/4	6 2/8	[Diagram]	B	3.25	7.16	0.70	0.90	4.15	1.2
LB12A-B	12	12	165	134	81	160	5 2/8	3 1/4	6 2/8	[Diagram]	B	3.25	7.16	0.70	0.90	4.15	1.2
LB12AL-A	12	12	165	134	81	160	5 2/8	3 1/4	6 2/8	[Diagram]	B	3.25	7.16	0.70	0.90	4.15	1.2
LB12AL-A1	12	12	165	134	81	160	5 2/8	3 1/4	6 2/8	[Diagram]	A	3.25	7.16	0.70	0.90	4.15	1.2
LB12AL-A2	12	12	165	134	81	160	5 2/8	3 1/4	6 2/8	[Diagram]	B	3.25	7.16	0.70	0.90	4.15	1.2
LB12B-B2	12	12	165	160	90	130	6 2/8	3 2/4	5 1/8	[Diagram]	D	3.00	6.61	0.77	0.99	3.99	1.2
LB12C-A	12	12	165	134	81	175	5 2/8	3 1/4	6 7/8	[Diagram]	A	3.25	7.16	0.70	0.90	4.15	1.2
LB14-A2	12	14	190	134	89	166	5 2/8	3 2/4	6 4/8	[Diagram]	D	3.50	7.72	0.84	1.08	4.58	1.4
LB14-B2	12	14	190	134	89	166	5 2/8	3 2/4	6 4/8	[Diagram]	D	3.50	7.72	0.84	1.08	4.58	1.4
LB14L-A	12	14	190	134	89	166	5 2/8	3 2/4	6 4/8	[Diagram]	B	3.50	7.72	0.84	1.08	4.58	1.4
LB14L-A1	12	14	190	134	89	166	5 2/8	3 2/4	6 4/8	[Diagram]	E	3.50	7.72	0.84	1.08	4.58	1.4
LB14L-A2	12	14	190	134	89	166	5 2/8	3 2/4	6 4/8	[Diagram]	D	3.50	7.72	0.84	1.08	4.58	1.4
EB14L-A2	12	14	190	134	89	166	5 2/8	3 2/4	6 4/8	[Diagram]	D	3.80	8.38	0.78	1.00	4.80	1.4
LB14L-B2	12	14	190	134	89	166	5 2/8	3 2/4	6 4/8	[Diagram]	D	3.50	7.72	0.84	1.08	4.58	1.4



HIGH PERFORMANCE FLOODED BATTERY

Battery Type	Nominal Voltage V	Capacity (10Hr) Ah	CCA @F (-18°C) A	Battery Size						Assembly Figure (As Per Cover Polarity)	Terminal Type	Weight W/O Acid		Electrolyte		Total weight for battery Kg	Regular Charge Current A
				Dimensions-Millimetres (±2mm)			Dimensions-Inches (±1/16in)					Volume	Weight	Liters	Kg		
				L	W	H	L	W	H								
SLB14L-A2 (with sensor)	12	14	190	134	89	166	5 2/8	3 2/4	6 4/8	[Diagram]	D	3.50	7.72	0.84	1.08	4.58	1.4
SLB14L-B2 (with sensor)	12	14	190	134	89	166	5 2/8	3 2/4	6 4/8	[Diagram]	D	3.50	7.72	0.84	1.08	4.58	1.4
LB14A-A1	12	14	190	134	89	176	5 2/8	3 2/4	6 7/8	[Diagram]	B	3.55	7.83	0.84	1.08	4.63	1.4
LB14A-A2	12	14	190	134	89	176	5 2/8	3 2/4	6 7/8	[Diagram]	D	3.55	7.83	0.84	1.08	4.63	1.4
LB16-B	12	19	240	175	100	155	6 7/8	4	6 1/8	[Diagram]	B	4.50	9.92	1.20	1.54	6.04	1.9
LB16L-B	12	19	240	175	100	155	6 7/8	4	6 1/8	[Diagram]	B	4.50	9.92	1.20	1.54	6.04	1.9
LB16L-A2	12	19	240	175	100	155	6 7/8	4	6 1/8	[Diagram]	B	4.50	9.92	1.20	1.54	6.04	1.9
LB16B-A	12	16	175	160	90	161	6 2/8	3 2/4	6 3/8	[Diagram]	A	3.90	8.60	0.98	1.25	5.15	1.6
LB16B-A1	12	16	175	160	90	161	6 2/8	3 2/4	6 3/8	[Diagram]	C	3.90	8.60	0.98	1.25	5.15	1.6
LB16B-A2	12	16	175	160	90	161	6 2/8	3 2/4	6 3/8	[Diagram]	E	3.90	8.60	0.98	1.25	5.15	1.6
LB16AL-A2	12	16	175	207	71.5	164	8 1/8	2 3/4	6 4/8	[Diagram]	F	4.05	8.93	1.10	1.41	5.46	1.6
HLB16A-A /HLB16A-AB	12	16	150	151	91	180	6	3 2/4	7 1/8	[Diagram]	C	4.05	8.93	0.84	1.08	5.13	1.6
LB16C-B	12	19	240	175	100	175	6 7/8	4	6 7/8	[Diagram]	A	4.55	10.03	1.20	1.54	6.09	1.9
LB16CL-B	12	19	240	175	100	175	6 7/8	4	6 7/8	[Diagram]	A	4.55	10.03	1.20	1.54	6.09	1.9
L50-N18L-A	12	20	260	205	90	162	8 1/8	3 2/4	6 3/8	[Diagram]	C	4.95	10.91	1.25	1.60	6.55	2.0
L50-N18L-A2	12	20	260	205	90	162	8 1/8	3 2/4	6 3/8	[Diagram]	C	4.95	10.91	1.25	1.60	6.55	2.0
L50-N18L-A3	12	20	260	205	90	162	8 1/8	3 2/4	6 3/8	[Diagram]	A	4.95	10.91	1.25	1.60	6.55	2.0
SL50-N18L-A (with sensor)	12	20	260	205	90	162	8 1/8	3 2/4	6 3/8	[Diagram]	C	4.95	10.91	1.25	1.60	6.55	2.0
SL50-N18L-A2 (with sensor)	12	20	260	205	90	162	8 1/8	3 2/4	6 3/8	[Diagram]	C	4.95	10.91	1.25	1.60	6.55	2.0
SL50-N18L-AT (with sensor)	12	20	260	205	90	162	8 1/8	3 2/4	6 3/8	[Diagram]	C	4.95	10.91	1.25	1.60	6.55	2.0
L50-N18A-A	12	20	260	205	90	176	8 1/8	3 2/4	6 7/8	[Diagram]	C	5.00	11.02	1.25	1.60	6.60	2.0
LB18-A	12	18	235	180	90	162	7 1/8	3 2/4	6 3/8	[Diagram]	C	4.55	10.03	1.10	1.41	5.96	1.8
LB18L-A	12	18	235	180	90	162	7 1/8	3 2/4	6 3/8	[Diagram]	C	4.55	10.03	1.10	1.41	5.96	1.8
LB18L-A2	12	18	235	180	90	162	7 1/8	3 2/4	6 3/8	[Diagram]	C	4.55	10.03	1.10	1.41	5.96	1.8
L60-N24-A	12	28	280	184	124	170	7 2/8	4 7/8	6 6/8	[Diagram]	G	5.83	12.85	1.73	2.21	8.04	2.8
L60-N24L-A	12	28	280	184	124	170	7 2/8	4 7/8	6 6/8	[Diagram]	G	5.83	12.85	1.73	2.21	8.04	2.8
L60-N24AL-B	12	28	280	184	124	170	7 2/8	4 7/8	6 6/8	[Diagram]	G	5.83	12.85	1.73	2.21	8.04	2.8
L60-N28L-A	12	28	280	184	130	170	7 2/8	5 1/8	6 6/8	[Diagram]	G	5.90	13.01	1.73	2.21	8.11	2.8
L60-N30L-A	12	30	300	184	130	170	7 2/8	5 1/8	6 6/8	[Diagram]	G	6.35	14.00	1.70	2.18	8.53	3.0
L60-N30-A	12	30	300	184	130	170	7 2/8	5 1/8	6 6/8	[Diagram]	G	6.35	14.00	1.70	2.18	8.53	3.0
L60-N30L-B	12	30	300	184	130	170	7 2/8	5 1/8	6 6/8	[Diagram]	G	6.35	14.00	1.70	2.18	8.53	3.0
LB30L-B	12	30	300	165	130	176	6 4/8	5 1/8	6 7/8	[Diagram]	A	6.30	13.89	1.62	2.07	8.37	3.0
LB30CL-B	12	30	300	165	130	192	6 4/8	5 1/8	7 4/8	[Diagram]	A	6.35	14.00	1.62	2.07	8.42	3.0
U1-5	12	12	120	195	130	180	7 5/8	5 1/8	7 1/8	[Diagram]	G	3.65	8.05	2.10	2.69	6.34	1



CONVENTIONAL FLOODED BATTERY

Battery Type	Nominal Voltage V	Capacity (10Hr) Ah	CCA @ ^F (-18°C) A	Battery Size						Assembly Figure (As Per Cover Polarity)	Terminal Type	Weight W/O Acid		Electrolyte		Total weight for battery Kg	Regular Charge Current A
				Dimensions-Millimetres (±2mm)			Dimensions-Inches (±1/16in)					Kg	Lbs	Liters	Kg		
				L	W	H	L	W	H								
6N2-2A	6	2	N/A	70	47	96	2 6/8	1 3/4	3 6/8		/	0.42	0.93	0.12	0.15	0.57	0.2
6N2-2A-1	6	2	N/A	70	47	96	2 6/8	1 3/4	3 6/8		/	0.42	0.93	0.12	0.15	0.57	0.2
6N2-2A-2	6	2	N/A	70	47	96	2 6/8	1 3/4	3 6/8		/	0.42	0.93	0.12	0.15	0.57	0.2
6N2-2A-3	6	2	N/A	70	47	96	2 6/8	1 3/4	3 6/8		/	0.42	0.93	0.12	0.15	0.57	0.2
6N2-2A-4	6	2	N/A	70	47	96	2 6/8	1 3/4	3 6/8		/	0.42	0.93	0.12	0.15	0.57	0.2
6N2-2A-5	6	2	N/A	70	47	96	2 6/8	1 3/4	3 6/8		/	0.42	0.93	0.12	0.15	0.57	0.2
6N2-2A-6	6	2	N/A	70	47	96	2 6/8	1 3/4	3 6/8		/	0.42	0.93	0.12	0.15	0.57	0.2
6N2-2A-7	6	2	N/A	70	47	96	2 6/8	1 3/4	3 6/8		/	0.42	0.93	0.12	0.15	0.57	0.2
6N2-2A-8	6	2	N/A	70	47	96	2 6/8	1 3/4	3 6/8		/	0.42	0.93	0.12	0.15	0.57	0.2
6N2-2D	6	2	N/A	70	47	104	2 6/8	1 3/4	4 1/8		/	0.43	0.95	0.12	0.15	0.58	0.2
6N2A-2C	6	2	N/A	70	47	106	2 6/8	1 3/4	4 1/8		/	0.43	0.95	0.12	0.15	0.58	0.2
6N2A-2C-3	6	2	N/A	70	47	106	2 6/8	1 3/4	4 1/8		/	0.43	0.95	0.12	0.15	0.58	0.2
6N4-2A	6	4	N/A	71	71	96	2 6/8	2 3/4	3 6/8		/	0.63	1.39	0.19	0.25	0.88	0.4
6N4-2A-C1	6	4	N/A	71	71	96	2 6/8	2 3/4	3 6/8		/	0.63	1.39	0.19	0.25	0.88	0.4
6N4-2A-2	6	4	N/A	71	71	96	2 6/8	2 3/4	3 6/8		/	0.63	1.39	0.19	0.25	0.88	0.4
6N4-2A-3	6	4	N/A	71	71	96	2 6/8	2 3/4	3 6/8		/	0.63	1.39	0.19	0.25	0.88	0.4
6N4-2A-4	6	4	N/A	71	71	96	2 6/8	2 3/4	3 6/8		/	0.63	1.39	0.19	0.25	0.88	0.4
6N4-2A-5	6	4	N/A	71	71	96	2 6/8	2 3/4	3 6/8		/	0.63	1.39	0.19	0.25	0.88	0.4
6N4-2A-6	6	4	N/A	71	71	96	2 6/8	2 3/4	3 6/8		/	0.63	1.39	0.19	0.25	0.88	0.4
6N4-2A-7	6	4	N/A	71	71	96	2 6/8	2 3/4	3 6/8		/	0.63	1.39	0.19	0.25	0.88	0.4
6N4-2A-8	6	4	N/A	71	71	96	2 6/8	2 3/4	3 6/8		/	0.63	1.39	0.19	0.25	0.88	0.4
6N4C-1B	6	4	N/A	71	71	105	2 6/8	2 3/4	4 1/8		/	0.64	1.41	0.19	0.25	0.89	0.4
6N4A-4D	6	4	N/A	61	57	130	2 3/8	2 1/4	5 1/8		/	0.70	1.54	0.17	0.22	0.92	0.4
6N4A-4D-1	6	4	N/A	61	57	130	2 3/8	2 1/4	5 1/8		/	0.70	1.54	0.17	0.22	0.92	0.4
6N4B-2A	6	4	N/A	102	48	96	4	2	3 6/8		/	0.60	1.32	0.19	0.25	0.85	0.4
6N4B-2A-1	6	4	N/A	102	48	96	4	2	3 6/8		/	0.60	1.32	0.19	0.25	0.85	0.4
6N4B-2A-2	6	4	N/A	102	48	96	4	2	3 6/8		/	0.60	1.32	0.19	0.25	0.85	0.4
6N4B-2A-3	6	4	N/A	102	48	96	4	2	3 6/8		/	0.60	1.32	0.19	0.25	0.85	0.4
6N4B-2A-4	6	4	N/A	102	48	96	4	2	3 6/8		/	0.60	1.32	0.19	0.25	0.85	0.4
6N4B-2A-5	6	4	N/A	102	48	96	4	2	3 6/8		/	0.60	1.32	0.19	0.25	0.85	0.4
6N5.5-3D	6	5.5	N/A	90	70	100	3 4/8	2 3/4	3 7/8		/	0.80	1.76	0.27	0.35	1.15	0.55
6N5.5-1D	6	5.5	N/A	90	70	100	3 4/8	2 3/4	3 7/8		/	0.80	1.76	0.27	0.35	1.15	0.55
6N5.5-1D-1	6	5.5	N/A	90	70	100	3 4/8	2 3/4	3 7/8		/	0.80	1.76	0.27	0.35	1.15	0.55
6N6-1B	6	6	N/A	99	57	111	3 7/8	2 1/4	4 3/8		/	0.81	1.79	0.27	0.35	1.16	0.6
6N6-1B-1	6	6	N/A	99	57	111	3 7/8	2 1/4	4 3/8		/	0.81	1.79	0.27	0.35	1.16	0.6
6N6-3B	6	6	N/A	99	57	111	3 7/8	2 1/4	4 3/8		B	0.82	1.81	0.27	0.35	1.17	0.6
6N6-3B-1	6	6	N/A	99	57	111	3 7/8	2 1/4	4 3/8		B	0.82	1.81	0.27	0.35	1.17	0.6
6N6-1D	6	6	N/A	99	57	111	3 7/8	2 1/4	4 3/8		/	0.81	1.79	0.27	0.35	1.16	0.6
6N6-1D-1	6	6	N/A	99	57	111	3 7/8	2 1/4	4 3/8		/	0.81	1.79	0.27	0.35	1.16	0.6
6N6-1D-2	6	6	N/A	99	57	111	3 7/8	2 1/4	4 3/8		/	0.81	1.79	0.27	0.35	1.16	0.6
6N6-1C	6	6	N/A	99	57	111	3 7/8	2 1/4	4 3/8		/	0.81	1.79	0.27	0.35	1.16	0.6
B39-6	6	7	N/A	126	48	126	5	2	5		B	0.95	2.09	0.35	0.45	1.40	0.7
B49-6	6	10	N/A	91	83	160	3 5/8	3 1/4	6 2/8		B	1.50	3.31	0.57	0.73	2.23	1.0
B38-6A	6	13	N/A	119	83	161	4 5/8	3 1/4	6 3/8		B	1.90	4.19	0.75	0.96	2.86	1.3
6N11-2D	6	11	N/A	150	70	100	5 7/8	2 3/4	3 7/8		B	1.38	3.04	0.42	0.54	1.92	1.1



CONVENTIONAL FLOODED BATTERY

Battery Type	Nominal Voltage V	Capacity (10Hr) Ah	CCA @ ^F (-18°C) A	Battery Size						Assembly Figure (As Per Cover Polarity)	Terminal Type	Weight W/O Acid		Electrolyte		Total weight for battery Kg	Regular Charge Current A
				Dimensions-Millimetres (±2mm)			Dimensions-Inches (±1/16in)					Kg	Lbs	Liters	Kg		
				L	W	H	L	W	H								
6LB11-2D	6	11	N/A	150	70	100	5 7/8	2 3/4	3 7/8		B	1.38	3.04	0.42	0.54	1.92	1.1
6N11A-1B	6	11	N/A	122	62	131	4 6/8	2 2/4	5 1/8		B	1.40	3.09	0.48	0.61	2.01	1.1
6N11A-3	6	11	N/A	122	62	131	4 6/8	2 2/4	5 1/8		B	1.40	3.09	0.48	0.61	2.01	1.1
6N11A-4	6	11	N/A	122	62	131	4 6/8	2 2/4	5 1/8		B	1.40	3.09	0.48	0.61	2.01	1.1
6N11A-3A	6	11	N/A	122	62	131	4 6/8	2 2/4	5 1/8		B	1.40	3.09	0.48	0.61	2.01	1.1
6N11A-3B	6	11	N/A	122	62	131	4 6/8	2 2/4	5 1/8		B	1.40	3.09	0.48	0.61	2.01	1.1
6N11A-4A	6	11	N/A	122	62	131	4 6/8	2 2/4	5 1/8		B	1.40	3.09	0.48	0.61	2.01	1.1
B54-6	6	12	N/A	156	57	116	6 1/8	2 1/4	4 5/8		B	1.50	3.31	0.41	0.52	2.02	1.2
B54-6A	6	12	N/A	156	57	116	6 1/8	2 1/4	4 5/8		B	1.50	3.31	0.41	0.52	2.02	1.2
12N3-3A	12	3	24	98	56	110	3 7/8	2 1/4	4 3/8		B	0.95	2.09	0.23	0.29	1.24	0.3
12N4-3B	12	4	30	120	70	92	4 6/8	2 3/4	3 5/8		A	1.23	2.71	0.30	0.38	1.61	0.4
12N5-3B	12	5	40	120	61	130	4 6/8	2 2/4	5 1/8		B	1.56	3.44	0.36	0.46	2.02	0.5
12N5-3B2	12	5	40	120	61	130	4 6/8	2 2/4	5 1/8		A	1.58	3.48	0.36	0.46	2.04	0.5
12N5-4B	12	5	40	120	61	130	4 6/8	2 2/4	5 1/8		B	1.56	3.44	0.36	0.46	2.02	0.5
12N5.5-3B	12	5.5	44	135	60	130	5 3/8	2 1/4	5 1/8		B	1.57	3.46	0.43	0.55	2.12	0.6
12N5.5-4A	12	5.5	44	135	60	130	5 3/8	2 1/4	5 1/8		F	1.57	3.46	0.43	0.55	2.12	0.6
12N5.5-4A-1	12	5.5	44	135	60	130	5 3/8	2 1/4	5 1/8		B	1.57	3.46	0.43	0.55	2.12	0.6
12N5.5-4B	12	5.5	44	135	60	130	5 3/8	2 1/4	5 1/8		B	1.57	3.46	0.43	0.55	2.12	0.6
12N5.5A-3B	12	5.5	44	103	90	114	4	3 2/4	4 4/8		B	1.60	3.53	0.48	0.61	2.21	0.6
12N6-3B	12	6	50	137	72	95	5 3/8	2 3/4	3 6/8		B	1.55	3.42	0.36	0.46	2.01	0.6
12N6-4B	12	6	50	137	72	95	5 3/8	2 3/4	3 6/8		B	1.55	3.42	0.36	0.46	2.01	0.6
12N6.5-3B	12	6.5	55	138	73	107	5 3/8	2 3/4	4 2/8		B	1.80	3.97	0.43	0.54	2.34	0.7
12N6.5B-4B	12	7	55	150	87	95	5 7/8	3 2/4	3 6/8		D	1.91	4.21	0.45	0.58	2.49	0.7
12N7E-B	12	7	55	150	87	95	5 7/8	3 2/4	3 6/8		A	1.91	4.21	0.45	0.58	2.49	0.7
12N7-3A	12	7	74	135	75	133	5 3/8	3	5 2/8		B	2.14	4.72	0.54	0.69	2.83	0.7
12N7-3A2	12	7	74	135	75	133	5 3/8	3	5 2/8		A	2.16	4.76	0.54	0.69	2.85	0.7
12N7-3B	12	7	74	135	75	133	5 3/8	3	5 2/8		B	2.14	4.72	0.54	0.69	2.83	0.7
12N7-3B2	12	7	74	135	75	133	5 3/8	3	5 2/8		A	2.16	4.76	0.54	0.69	2.85	0.7
12N7-4A	12	7	74	135	75	133	5 3/8	3	5 2/8		B	2.14	4.72	0.54	0.69	2.83	0.7
12N7-4A2	12	7</															



CONVENTIONAL FLOODED BATTERY


Battery Type	Nominal Voltage V	Capacity (10Hr) Ah	CCA @ F (-18°C) A	Battery Size						Assembly Figure (As Per Cover Polarity)	Terminal Type	Weight W/O Acid		Electrolyte		Total weight for battery Kg	Regular Charge Current A
				Dimensions-Millimetres (±2mm)			Dimensions-Inches (±1/16in)					Kg	Lbs	Liters	Kg		
				L	W	H	L	W	H								
12N9-3B	12	9	85	135	75	139	5 1/4	3	5 2/4	+	B	2.40	5.29	0.56	0.72	3.12	0.9
12N9-4B-1	12	9	85	135	75	139	5 1/4	3	5 2/4	+	B	2.40	5.29	0.56	0.72	3.12	0.9
12N10-3A	12	10	95	134	89	145	5 1/4	3 4/8	5 3/4	+	B	3.15	6.94	0.70	0.90	4.05	1.0
12N10-3A-1	12	10	95	134	89	145	5 1/4	3 4/8	5 3/4	+	B	3.15	6.94	0.70	0.90	4.05	1.0
12N10-3A-2	12	10	95	134	89	145	5 1/4	3 4/8	5 3/4	+	D	3.15	6.94	0.70	0.90	4.05	1.0
12N10-3B	12	10	95	134	89	145	5 1/4	3 4/8	5 3/4	+	B	3.15	6.94	0.70	0.90	4.05	1.0
12N10-3B-1	12	10	95	134	89	145	5 1/4	3 4/8	5 3/4	+	A	3.15	6.94	0.70	0.90	4.05	1.0
12N11-3A	12	11	103	134	90	156	5 1/4	3 4/8	6	+	B	3.20	7.05	0.72	0.92	4.12	1.1
12N11-3A-1	12	11	103	134	90	156	5 1/4	3 4/8	6	+	D	3.20	7.05	0.72	0.92	4.12	1.1
12N11-3B	12	11	103	134	90	156	5 1/4	3 4/8	6	+	B	3.20	7.05	0.72	0.92	4.12	1.1
12N12-3A	12	12	113	200	75	135	8	3	5 1/4	+	B	3.02	6.66	0.92	1.18	4.20	1.2
12N12-3B	12	12	113	200	75	135	8	3	5 1/4	+	B	3.02	6.66	0.92	1.18	4.20	1.2
12N12A-4A-1	12	12	113	134	80	160	5 1/4	3 1/8	6 1/4	+	B	3.25	7.16	0.70	0.90	4.15	1.2
12N12A-4A-1(J)	12	12	113	134	80	160	5 1/4	3 1/8	6 1/4	+	B	3.00	6.61	0.72	0.92	3.92	1.2
12N14-3A	12	14	128	134	89	166	5 1/4	3 4/8	6 2/4	+	B	3.50	7.72	0.84	1.08	4.58	1.4
12N14-3B	12	14	128	134	89	166	5 1/4	3 4/8	6 2/4	+	D	3.50	7.72	0.84	1.08	4.58	1.4
12N14-3A2	12	14	128	134	89	166	5 1/4	3 4/8	6 2/4	+	D	3.50	7.72	0.84	1.08	4.58	1.4
12N16-3A	12	16	145	175	100	155	7	3 7/8	6	+	B	4.05	8.93	1.20	1.54	5.59	1.6
12N16-3B	12	16	145	175	100	155	7	3 7/8	6	+	B	4.05	8.93	1.20	1.54	5.59	1.6
12N16-4B	12	16	145	175	100	155	7	3 7/8	6	+	B	4.05	8.93	1.20	1.54	5.59	1.6
12C16A-3A	12	19	210	186	82	171	7 1/4	3 2/8	6 3/4	+	G	4.65	10.25	1.04	1.33	5.98	1.9
12C16A-3B	12	19	210	186	82	171	7 1/4	3 2/8	6 3/4	+	G	4.65	10.25	1.04	1.33	5.98	1.9
12N18-3	12	18	164	205	90	162	8	3 4/8	6 2/4	+	B	4.30	9.48	1.25	1.60	5.90	1.8
12N18-3-1	12	18	164	205	90	162	8	3 4/8	6 2/4	+	C	4.35	9.59	1.25	1.60	5.95	1.8
12N18-3A	12	18	164	205	90	162	8	3 4/8	6 2/4	+	C	4.35	9.59	1.25	1.60	5.95	1.8
12N18-4A	12	18	164	205	90	162	8	3 4/8	6 2/4	+	C	4.35	9.59	1.25	1.60	5.95	1.8
12N18-3B	12	18	164	205	90	162	8	3 4/8	6 2/4	+	C	4.35	9.59	1.25	1.60	5.95	1.8
12N24-3	12	24	218	184	124	175	7 1/4	4 7/8	7	+	G	5.33	11.75	1.80	2.30	7.63	2.4
12N24-4	12	24	218	184	124	175	7 1/4	4 7/8	7	+	G	5.33	11.75	1.80	2.30	7.63	2.4
12N24-3A	12	24	218	184	124	175	7 1/4	4 7/8	7	+	G	5.33	11.75	1.80	2.30	7.63	2.4
12N24-4A	12	24	218	184	124	175	7 1/4	4 7/8	7	+	G	5.33	11.75	1.80	2.30	7.63	2.4
CHD4-12	12	28	280	205	130	165	8 1/8	5 1/8	6 4/8	+	H	6.03	13.29	2.10	2.69	8.72	2.8



BATTERY SUPPLIER CROSS REFERENCE

■ Maintenance Free Battery

LEOCH	Energizer	Deka	Champion	Power-Sonic	GS (JSB)	Napa	GS (ZYI)	Wal-Mart	Yacht	Motocross	Yuasa	Sears
LT4B-BS	-	-	-	PTX4B-BS	-	-	-	-	-	M62T4B	YT4B-BS	44150
LTR4A-BS	-	-	-	PTR4A-BS	GTR4A-5	-	-	-	-	M62R4A	YTR4A-BS	44151
LTX4L-BS/EBX4L-BS	02077610	-	4LBS	PTX4L-BS	GT4L-BS	740-1865	GTX4L-BS	-	CT4L-BS	M62X4B	YTX4L-BS	44015
LTX5L-BS/EBX5L-BS	-	-	5LBS	PTX5L-BS	GTX5L-BS	740-1830	GTX5L-BS	-	CT5L-BS	M32X5B	YTX5L-BS	44022
EBZ5-3	-	-	-	PTZ5S	GTZ5S	-	-	-	-	-	-	-
LTZ7-3/EBZ7-3	-	-	-	PTZ7S	GTZ7S	-	-	-	CTZ7S	M72Z7S	YTZ7S	44200
LTX7L-BS/EBX7L-BS	-	-	-	PTX7L-BS	GTX7L-BS	-	GTX7L-BS	-	CTX7L-BS	M32Z7S	YTX7L-BS	44024
LTX7A-BS/EBX7A-BS	-	-	-	PTX7A-BS	GTX7A-BS	-	GTX7A-BS	-	CTX7A-BS	M32X7A	YTX7A-BS	44023
LT7B-4/EB7B-4	-	-	-	PT7B-4	GT7B-4	-	-	-	CT7B-4	M62T7B	YT7B-BS	44153
LTX9-BS/EBX9-BS	02420400	ETX9	9BS	PTX9-BS	GTX9-BS	740-1825	GTX9-BS	ES9BS	CTX9-BS	M32Z9BS/ M42Z9BS	YTX9-BS	44025
LT9B-4/EB9B-4	-	-	-	PT9B-4	GT9B-4	-	-	-	CT9B-4	M72Z9B	YT9B-4	44206
LTZ10-4/EBZ10A-4	-	-	-	PTZ10S	GTZ10S	-	-	-	CTZ10S	M7210A	YTZ10S	44210
EB12A-BS	-	-	-	PTX12A-BS	-	-	-	-	CT12A-BS	M32ABS	YT12A-BS	-
LTX12-BS/EBX12-BS	02078210	ETX12	12BS	PTX12-BS	GTX12-BS	740-1866	GTX12-BS	ES12BS	CTX12-BS	M3RH2S/ M4RH2S	YTX12-BS	44016
LT12B-4/EB12B-4	-	-	-	PT12B-4	GT12B-4	-	GT12B-4	-	CT12B-4	M6212B	YT12B-BS	44159
LTZ12-4/EBZ12A-4	-	-	-	PTZ12S	GTZ12S	-	-	-	-	M7212A	YTZ12S	44215
LTX14-BS/EBX14-BS	02420500	ETX14	14BS	PTX14-BS	-	740-1886	GTX14-BS	ES14BS	CTX14-BS	M3RH4S/ M4RH4S	YTX14-BS	44017
LTX14L-BS/EBX14L-BS	-	-	-	PTX14L-BS	-	-	-	-	-	-	YTX14L-BS	-
LTX14AH-BS/EBX14AH-BS	-	ETX15	-	PTX14AH-BS	-	-	GT14-BS	-	-	M62H4A/ M72H4A	YTX14AH-BS	44004
LTX14AHL-BS/EBX14AHL-BS	-	ETX15L	-	PTX14AHL-BS	-	-	GT14L-BS	-	-	M62H4L/ M72H4L	YTX14AHL-BS	44005
LT14B-4/EB14B-4	-	-	-	PT14B-4	GT14B-4	-	-	-	CT14B-4	M724B	YT14B-4	44220
LTZ14-4/EBZ14A-4/EBZ14-4	-	-	-	PTZ14S	GTZ14S	-	-	-	-	M72Z14	YTZ14S	44217
LTX15L-BS/EBX15L-BS	-	-	-	PTX15L-BS	-	-	-	-	CTX15L-BS	M6215L	YTX15L-BS	44162
LTX16-BS/EBX16-BS	-	-	-	PTX16-BS	-	-	-	-	CTX16-BS	M32X6S	YTX16-BS	44020
LTX16-BS-1	-	-	-	PTX16-BS-1	-	-	-	-	CTX16-BS-1	M32X61	YTX16-BS-1	44019
LT16CL-BS	-	ETX16L	-	PTX19CL-BS	-	-	GT16L-BS	-	-	-	-	-
EB16B-BS	-	ETX16	-	PTX19-BS	-	740-1887	GT16-BS	-	CTX19-BS	-	-	-
EB16BL-BS	-	ETX16L	-	PTX19L-BS	-	740-1888	GT16L-BS	-	CTX19L-BS	-	-	-
LTX18L-BS/EBX18L-BS	-	ETX18L	-	PTX18L-BS	-	740-1889	GTX18L-BS	-	CTX18L-BS	-	-	44006
LTX20-BS/EBX20-BS	-	-	-	PTX20-BS	-	740-1824	GTX20-BS	-	CTX20-BS	M32RBS/ M42RBS	YTX20-BS	44028
LTX20L-BS/EBX20L-BS	-	ETX20L	20L-BS	PTX20L-BS	-	740-1890	GTX20L-BS	ES20LBS	CTX20L-BS	M320BS/ M4220BS	YTX20L-BS	44027
LTX24H-BS/EBX24H-BS	-	-	-	PIX50-BS	-	-	-	-	CTX18-BS	-	-	-
LTX24HL-BS/EBX24HL-BS	-	ETX18L	-	PIX50L-BS	-	740-1889	GTX18L-BS	-	CTX18L-BS	M6250H/ M7250H	YTX24HL-BS	44006
EBX30L-BS	-	-	-	PIX30L-BS	-	-	-	-	CTX30L	M7230L	YIX30L	-



FLOODED BATTERY





BATTERY SUPPLIER CROSS REFERENCE

High Performance Flooded Battery

PRO-START	Energizer	Deka	Champion	Power-Sonic	GS (JSB)	Napa	GS (ZYI)	Wal-Mart	Yacht	Motocross	Yuasa	Sears
LB2.5L-C	-	-	-	CB2.5L-C	GM2.5A-3C-3	-	CB2.5L-C	-	CB2.5L-C	M225LC/ M325LC	YB2.5L-C	44035
LB2.5L-C-1	-	-	-	CB2.5L-C-1	GM2.5A-3C-1	-	CB2.5L-C-1	-	CB2.5L-C-1	M22LC1/ M32LC1	YB2.5L-C-1	44036
LB3L-A	-	-	-	CB3L-A	GM3-3A	-	CB3L-A	-	CB3L-A	M223LA/ M323LA	YB3L-A	44037
LB3L-B	-	-	-	CB3L-B	GM3-3B	-	CB3L-B	-	CB3L-B	M223LB	YB3L-B	44038
LB4L-A	-	-	-	CB4L-A	GM4A-3B	-	CB4L-A	-	CB4L-A	M224LA	YB4L-A	44039
LB4L-B	-	-	4LB	CB4L-B	GM4-3B	740-1861	CB4L-B	-	CB4L-B	M224LB/ M324LB	YB4L-B	44014
LB5L-B	02420300	-	-	CB5L-B	GM5Z-3B	740-1868	CB5L-B	-	CB5L-B	M225LB/ M325LB	YB5L-B	44353
LB7-A	-	-	-	CB7-A	GM7Z-4A	-	CB7-A	-	CB7-A	M227AY	YB7-A	44040
LB7C-A	-	-	-	CB7C-A	GM7CZ-3D	-	-	-	CB7C-A	M227CY	YB7C-A	44041
LB7L-B	-	-	-	CB7L-B	GM7-3B-1	-	CB7L-B	-	CB7L-B	M2273Y	YB7L-B	44042
LB9-B	02071980	-	-	CB9-B	GM9Z-4B	740-1858	CB9-B	-	CB9-B	M229BY/ M329BY	YB9-B	44356
LB9L-B	-	-	9LB	CB9L-B	GM9Z-3B	740-1837	CB9L-B	-	CB9L-B	M229LY/ M329LY	YB9L-B	44045
LB9A-A	-	-	9AA	CB9A-A	GM9AZ-4A	740-1872	CB9A-A	-	CB9A-A	M229AY/ M329AY	YB9A-A	44043
LB9L-A1	-	-	-	CB9L-A2	-	-	CB9L-A2	-	CB9L-A2	M2292Y	YB9L-A2	44044
LB10A-A2	-	-	-	CB10A-A2	-	740-1842	CB10A-A2	-	CB10A-A2	M221AY/ M321AY	YB10A-A2	44046
LB10L-A2	02073210	-	10LA2	CB10L-A2	GM10Z-3A	740-1857	CB10L-A2	ES10LA2	CB10L-A2	M2210Y/ M3210Y	YB10L-A2	44355
LB10L-B2	-	-	-	CB10L-B2	-	-	CB10L-B2	-	CB10L-B2	M221L2	YB10L-B2	44048
LB10L-B	-	-	-	CB10L-B	GM10-3B	740-1831	CB10L-B	-	CB10L-B	M221LB/ M321LB	YB10L-B	44047
LB12A-A	02074490	-	12AA	CB12A-A	GM12AZ-4A-1	740-1854	CB12A-A	ES12AA	CB12A-A	M2212Y/ M3212Y	YB12A-A	44358
LB12A-B	-	-	-	CB12A-B	-	-	-	-	CB12A-B	M222AB	YB12A-B	44053
LB12AL-A	-	-	12ALA	CB12AL-A	GM12AZ-3A-1	740-1873	CB12AL-A	-	CB12AL-A	M2221Y/ M3221Y	YB12AL-A	44052
LB12AL-A2	-	-	-	CB12AL-A2	-	-	-	-	CB12AL-A2	M22212	YB12AL-A2	-
LB12B-B2	-	-	-	CB12B-B2	GM12B-4B	-	CB12B-B2	-	CB12B-B2	M221B2	YB12B-B2	44054
LB12C-A	-	-	-	CB12C-A	GM12CZ-4A-2	740-1823	CB12C-A	-	CB12C-A	M222CA	YB12C-A	44055
LB14-A2	02074520	-	-	CB14-A2	GM14Z-4A	740-1864	CB14-A2	-	CB14-A2	M2214H/ M3214H	YB14-A2	44363
LB14A-A1	-	-	14AA1	CB14A-A	GM14AZ-4A	740-1826	CB14A-A	-	CB14A-A1	M224A1/ M324A1	YB14A-A1	44056
LB14A-A2	02074650	-	14AA2	CB14A-A2	GM14AZ-4A-1	740-1860	CB14A-A2	ES14AA2	CB14A-A2	M2214A/ M3214A	YB14A-A2	44361
LB14L-A1	-	-	-	CB14L-A1	GM14Z-3A-1	-	CB14L-A1	-	CB14L-A1	M22141	YB14L-A1	44057
LB14L-A2	02074780	-	14LA2	CB14L-A2	GM14Z-3A	740-1851	CB14L-A2	ES14LA2	CB14L-A2	M2214Y/ M3214Y	YB14L-A2	44364
LB14L-B2	-	-	-	CB14L-B2	GM14Z-3B	740-1828	CB14L-B2	-	CB14L-B2	M2214B	YB14L-B2	44059
LB14-B2	-	-	-	CB14-B2	-	-	CB14-B2	-	CB14-B2	M224B2	YB14-B2	44060
SLB14L-A2	-	-	-	SCB14L-A2	-	-	SCB14L-A2	-	SCB14L-A2	M2214S	SYB14L-A2	44061
SLB14L-B2	-	-	-	SCB14L-B2	-	-	SCB14L-B2	-	SCB14L-B2	M22B4S	SYB14L-B2	44062
LB16AL-A2	-	-	16ALA2	CB16AL-A2	GM16A-3A	740-1877	CB16AL-A2	-	CB16AL-A2	M22162/ M32162	YB16AL-A2	44063
HLB16A-A	-	-	16AA	HCB16A-AB	GM16-T	740-1867	HCB16A-A	-	HCB16A-A	M22H6B/ M32H6B	HYB16A-AB	44064
HLB16A-AB	-	-	-	HCB16A-AB	-	-	HCB16A-AB	-	HCB16A-AB	-	-	-
LB16-B	02074940	-	16B	CB16-B	GM16Z-4BH	740-1852	CB16-B	ES16B	CB16-B	M2216Y/ M3216Y	YB16-B	44366
LB16L-B	-	-	16LB	CB16L-B	GM16Z-3B	740-1827	CB16L-B	-	CB16L-B	M2216K/ M3216K	YB16L-B	44065
LB16L-A2	02420600	-	-	CB16HL-A-LM	-	-	-	-	CB16HL-A-LM	M2H16C/ M3H16C	YB16HL-A-CX	44369
LB16B-A	-	-	-	CB16B-A	GM16B-4A	-	-	-	CB16B-A	M2216B	YB16B-A	44066
LB16B-A1	-	-	-	CB16B-A1	-	-	-	-	CB16B-A1	M22161	YB16B-A1	44067
LB16CL-B	02077580	-	16CLB	CB16CL-B	GM16AZ-3B	740-1862	CB16CL-B	ES16CLB	CB16CL-B	M2S6CL/ M3S6CL	YB16CL-B	44001
LB18-A	-	-	-	CB18-A	GM18A-4A	740-1874	CB18-A	-	CB18-A	M2281Y/ M3281Y	YB18-A	44070
LB18L-A	-	-	18LA	CB18L-A	GM18A-3A	740-1871	CB18L-A	-	CB18L-A	M2218L/ M3218L	YB18L-A	44071
L50-N18A-A	-	-	-	C50-N18A-A	-	-	-	-	C50-N18A-A	M228AY	Y50-N18A-A	44072
L50-N18L-A3	02420200	-	18LA2	C50-N18L-A3	GM18Z-3A(S)	740-1855	C50-N18L-A3	ES50N18LA3	C50-N18L-A	M2218Y/ M3218Y	Y50-N18L-A	44359
									C50-N18L-A3	M228A3/ M328A3	Y50-N18L-A3	-
12C16A-3B	-	-	-	51814	-	-	-	-	-	M2219B	51814	-
12C16A-3A	-	-	-	51913	-	-	-	-	-	M2219A	51913	-
L50-N18L-A	-	-	-	C50-N18L-A-LM	-	-	-	-	C50-N18L-A-LM	M2218C/ M3218C	Y50-N18L-A-CX	44030
SL50-N18L-AT	-	-	-	SC50-N18L-AT	-	740-1878	-	-	SC50-N18L-AT	M22S8T	SY50-N18L-AT	44073



BATTERY SUPPLIER CROSS REFERENCE

High Performance Flooded Battery

PRO-START	Energizer	Deka	Champion	Power-Sonic	GS (JSB)	Napa	GS (ZYI)	Wal-Mart	Yacht	Motocross	Yuasa	Sears
L60-N24-A	-	-	-	C60-N24-A	-	-	-	-	C60-N24-A	M2224A	Y60-N24-A	44074
L60-N24L-A	-	-	-	C60-N24L-A	-	740-1880	C60-N24AL-A	-	C60-N24L-A	-	-	-
L60-N24AL-B	-	-	-	C60-N24AL-B	-	-	-	-	C60-N24AL-B	M2224B	Y60-N24AL-B	44075
LB30L-B	-	-	-	CB30L-B	-	-	-	-	CB30L-B	M22H30	YB30L-B	44033
LB30CL-B	-	-	-	CB30CL-B	-	-	-	-	-	M2230C	YB30CL-B	-
L60-N30L-A	-	-	-	53030	-	-	-	-	C60-N30L-A	M2230B	53030	-

Conventional Flooded Battery

PRO-START	Energizer	Deka	Champion	Power-Sonic	GS (JSB)	Napa	GS (ZYI)	Wal-Mart	Yacht	Motocross	Yuasa	Sears
12N5-3B	-	-	-	12N5-3B	12N5-3B	740-1883	12N5-3B	-	12N5-3B	M2253B/ M3253B	12N5-3B	44079
12N5-4B	-	-	54B	12N5-4B	-	740-1876	12N5-4B	-	12N5-4B	M2250B/ M3250B	12N5-4B	44080
12N5.5-4A	-	-	-	12N5.5-4A	-	-	12N5.5-4A	-	12N5.5-4A	M2254A/ M3254A	12N5.5-4A	44082
12N5.5-3B	-	-	-	12N5.5-3B	12N5.5-3B	-	12N5.5-3B	-	12N5.5-3B	M2255B/ M3255B	12N5.5-3B	44081
12N5.5A-3B	-	-	55A3B	12N5.5A-3B	12N5.5A-3B	740-1875	12N5.5A-3B	-	12N5.5A-3B	M22A5B/ M32A5B	12N5.5A-3B	44083
12N7-3B	-	-	73B	12N7-3B	12N7-3B	740-1881	12N7-3B	-	12N7-3B	M2273B/ M3273B	12N7-3B	44084
12N7-4A	-	-	74A	12N7-4A	12N7-4A	740-1870	12N7-4A	-	12N7-4A	M2274A/ M3274A	12N7-4A	44085
12N7-4B	-	-	-	12N7-4B	12N7-4B	740-1882	12N7-4B	-	12N7-4B	M2270B/ M3270B	12N7-4B	44086
12N7D-3B	-	-	-	12N7D-3B	12N7D-3B	-	12N7D-3B	-	12N7D-3B	M227DB	12N7D-3B	44087
12N9-3B	-	-	-	12N9-3B	12N9-3B	-	12N9-3B	-	12N9-3B	M2293B/ M3293B	12N9-3B	44090
12N9-3A-1	-	-	-	12N9-3A-1	-	-	12N9-3A-1	-	12N9-3A-1	M22931	12N9-3A-1	44089
12N9-4B-1	-	-	94B1	12N9-4B-1	12N9-4B-1	740-1869	12N9-4B-1	ES12N94B1	12N9-4B-1	M2290B/ M3290B	12N9-4B-1	-
12N10-3A	-	-	-	12N10-3A	12N10-3A	-	-	-	12N10-3A	M2210A	12N10-3A	44092
12N10-3A-1	-	-	-	12N10-3A-1	-	-	-	-	12N10-3A-1	M22101	12N10-3A-1	44093
12N11-3A-1	-	-	-	12N11-3A-1	12N11-3A-1	-	-	-	12N11-3A-1	M2211B/ M3211B	12N11-3A-1	44096
12N12A-4A-1	-	-	12A4A1	12N12A-4A-1	12N12A-4A-1	740-1853	12N12A-4A-1	-	12N12A-4A-1	M2221B/ M3221B	12N12A-4A-1	-
12N14-3A2	-	-	143A	12N14-3A	12N14-3A	740-1856	12N14-3A	-	12N14-3A	M2241B/ M3241B	12N14-3A	-
12N24-3	-	-	-	12N24-3	2N24-3	-	-	-	12N24-3	M2224D	12N24-3	44102
CHD4-12	-	-	H12	CHD4-12	GM32-4A	740-1859	CHD4-12	-	CHD4-12	M22H12/ M32H12	YHD-12	44357

REASONABLE PRICE
RELIABLE QUALITY
TIMELY DELIVERY
FRIENDLY SERVICE





BATTERY CROSS REFERENCE CHART

Factory Activated Maintenance Free	Dry Charged MAINTENANCE FREE UPGRADE	Dry Charged Maintenance Free	High Performance Flooded	Conventional Flooded
LT4-3/EB4-3	-	LTX4L-BS/EBX4L-BS	LB4L-A/LB4L-B	-
LT5A-3-1	-	LT5AL-BS	LB5L-B	12N5-3B
LT5-3/EB5-3	-	LTX5L-BS/EBX5L-BS	-	-
-	-	-	LB7L-B	12N7-3B
-	-	-	LB7-A	12N7-4A
LT7A-4/EB7A-4	-	LTX7A-BS/EBX7A-BS	-	-
LT7-3/EB7-3	-	LTX7L-BS/EBX7L-BS	-	-
LT9A-4	-	LT9A-BS	LB9-B	12N9-4B-1
-	-	-	LB9L-B	12N9-3B
-	-	-	LB9L-A1	12N9-3A-1
LT9-4/EB9-4	-	LTX9-BS/EBX9-BS	-	-
-	-	-	LB12A-A	12N12A-4A-1
LT12-4/EB12-4	-	LTX12-BS/EBX12-BS	-	-
LT14A-4/EB14A-4	-	LTX14AH-BS/EBX14AH-BS	LB14-A2/LB14-B2 LB14A-A1/LB14A-A2	-
LT14A-3/EB14A-3	-	LTX14AHL-BS/EBX14HL-BS	LB14L-A2/LB14L-B2 SLB14L-A2/SLB14L-B2	12N14-3A2
LT14-4/EB14C-4	-	LTX14-BS/EBX14-BS	-	-
LT14-3/EB14C-3	-	LTX14L-BS/EBX14L-BS	-	-
LT15-3/EB15-3	-	LTX15L-BS/EBX15L-BS	-	-
LT20CH-4/EB20CH-4	LTX20CH-BS/EBX20CH-BS	LTX16-BS/EBX16-BS	-	-
EB16B-4	-	EB16B-BS	LB16-B	-
EB16B-3	-	EB16BL-BS	LB16L-B	-
LT16C-3	-	LT16CL-BS	LB16CL-B	-
LT20-4/EB20-4	-	LTX20-BS/EBX20-BS	LB18-A	-
LT20-3/EB20-3	-	LTX20L-BS/EBX20L-BS	LB18L-A	-
EB20P-3	-	EBX20PL-BS	12C16A-3A	-
LT24-4/EB24-4	LTX24H-BS/EBX24H-BS	LTX18-BS/EBX18-BS	L50-N18A-A	-
LT24-3/EB24-3	LTX24HL-BS/EBX24HL-BS	LTX18L-BS/EBX18L-BS	L50-N18L-A3/SL50-N18L-AT	-
LT30-3/EB30-3	-	EBX30L-BS	LB30L-B/L60-N24AL-B/L60-N30L-A	-



MOTORCYCLE BATTERY APPLICATIONS

CC	Model	Year	Factory Activated Maintenance Free	Dry Charged Maintenance Free	High Performance	Conventional	CC	Model	Year	Factory Activated Maintenance Free	Dry Charged Maintenance Free	High Performance	Conventional
BUELL							HARLEY-DAVIDSON						
1200	X1 Lightning	99-02	LT20-3/EB20-3†	-	-	-	1250	VRSC V-Rod	08-09	LT20-3/EB20-3	-	-	-
	S1 Lightning	96-99	LT14-4/EB14C-4*	LTX14-BS EBX14-BS*	-	-	1200	XL, XLH (Sportster)	04-09	LT14-3/EB14C-3	LTX14L-BS EBX14L-BS	-	-
	S3, S3T Thunderbolt	97-02	LT20-3/EB20-3	LTX20L-BS EBX20L-BS	-	-		XL, XLH (Sportster)	97-03	LT20-3/EB20-3	LTX20L-BS EBX20L-BS	-	-
	M2 Cyclone	97-02	LT20-3/EB20-3	LTX20L-BS EBX20L-BS	-	-		XL, XLH (Sportster)	87-96	EB16B-4	EB16B-BS	LB16-B	-
	S2, S2T Thunderbolt	94-96	EB16B-4	EB16B-BS	LB16-B	-		FX (Electric Start)	71-78	EB16B-4	EB16B-BS	LB16-B	-
	RR1200	88-90	EB16B-4	EB16B-BS	LB16-B	-		FX (Kick Start)	71-72	-	-	LB7-A	12N7-4A
	RS1200	89-93	EB16B-4	EB16B-BS	LB16-B	-		FL/FLH Series (Touring)	65-77	-	-	-	CHD4-12
	RSS1200	91-93	EB16B-4	EB16B-BS	LB16-B	-	1130	VRSD (V-Rod)	02-07	LT14-4/EB14C-4†	-	-	-
	XB12R Firebolt, XB125S Lightning	04-08	LT14-4/EB14C-4†	-	-	-	1100	XL Series (Sportster)	87-93	EB16B-4	EB16B-BS	LB16-B	-
	XB12X Ulysses	06-09	LT14-4/EB14C-4†	-	-	-		XL Series (Sportster)	79-85	EB16B-4	EB16B-BS	LB16-B	-
1125	1125R	08-09	LT14-4/EB14C-4†	-	-	-		XLCH Series (Sportster)	70-78	-	-	LB7-A	12N7-4A
1000	RR1000	87	EB16B-4	EB16B-BS	LB16-B	-	1000	XLCR Café Racer	77-78	EB16B-4	EB16B-BS	LB16-B	-
984	XB9R Firebolt, XB9S Lightning	02-09	LT14-4/EB14C-4†	-	-	-		XLH (Sportster)	67-78	-	-	-	CHD4-12
500	Blast	00-09	LT14-4/EB14C-4	LTX14-BS EBX14-BS	-	-	883	XL, XLH (Sportster)	04-09	LT14-3/EB14C-3	LTX14L-BS EBX14L-BS	-	-
CANNONDALE							HONDA						
440	C440, E440, X440, X440S	02-03	EBZ7-3	-	-	-	500	MT500 (Military)	All	LT14A-3/EB14A-3	LTX14AHL-BS EBX14AHL-BS	LB14L-A2	-
	EX400, MX400, XC400	00-01	EBZ7-3	LTX5L-BS EBX5L-BS	-	-	350	SS350	All	-	-	-	6N11A-1B
EXCELSIOR-HENDERSON							HONDA						
1386	SuperX	99-00	LT20-3/EB20-3	LTX20L-BS EBX20L-BS	-	-	250	SS250, SX250	75-78	-	-	LB7L-B	12N7-3B
HARLEY-DAVIDSON							HONDA						
1580	FXD (Dyna)	07-09	LT20-3/EB20-3	LTX20L-BS EBX20L-BS	-	-	175	SS175, SX175	74-78	-	-	LB7L-B	12N7-3B
	FXST, FLST (Softail)	07-09	LT20-3/EB20-3	LTX20L-BS EBX20L-BS	-	-	125	SS125, SX125	74-78	-	-	LB7L-B	12N7-3B
	FL, FLH (Touring)	07-09	LT30-3/EB30-3	EBX30L-BS	-	-		SXT125	75-78	-	-	LB7L-B	12N7-3B
1450	FXD (Dyna)	99-06	LT20-3/EB20-3	LTX20L-BS EBX20L-BS	-	-		TX125	73-78	-	-	LB7L-B	12N7-3B
	FXST, FLST (Softail)	00-06	LT20-3/EB20-3	LTX20L-BS EBX20L-BS	-	-	90	Z90	73-76	-	-	LB7L-B	12N7-3B
	FL, FLH (Touring)	00-06	LT30-3/EB30-3	EBX30L-BS	LB30L-B	-	HONDA						
	FL, FLH (Touring)	99	LT30-3/EB30-3	EBX30L-BS	LB30L-B	-	1800	GL1800 Gold Wing	01-09	LT20-3/EB20-3	LTX20L-BS EBX20L-BS	-	-
1340	FXD, FXST (Dyna)	97-99	LT20-3/EB20-3	LTX20L-BS EBX20L-BS	-	-		NRX1800 Valkyrie Rune	04-05	LT20-3/EB20-3	LTX20L-BS EBX20L-BS	-	-
	FXD, FXST (Dyna)	91-96	EB16B-3<	EB16BL-BS<	LB16L-A2	-		VTX1800C VTX1800R Retro	02-07	LT20-3/EB20-3	LTX20L-BS EBX20L-BS	-	-
	FX, FXR (Dyna)	79-94	EB16B-4<	EB16B-BS<	LB16-B	-	1500	GL1500 Gold Wing	88-00	LT24-3/EB24-3	LTX18L-BS EBX18L-BS	L50-N18L-A3	-
	FXR (Dyna)	99-00	EB16B-4	EB16B-BS	LB16-B	-		GL1500 Valkyrie	97-03	LT14-4/EB14C-4	LTX14-BS EBX14-BS	-	-
	FLST (Softail)	97-99	LT20-3/EB20-3	LTX20L-BS EBX20L-BS	-	-	1300	ST1300, A, P	03-09	EBZ14A-4	-	-	-
	FLST (Softail)	91-96	EB16B-3	EB16BL-BS	LB16L-A2	-		VTX1300C, R, S, Retro	03-09	LT14-4/EB14C-4	LTX14-BS EBX14-BS	-	-
	FXST, FLST	84-90	EB16B-4	EB16B-BS	LB16-B	-	1200	GL1200 Gold Wing	84-87	LT24-3/EB24-3	LTX18L-BS EBX18L-BS	L50-N18L-A3	-
	FL, FLH (Touring)	80-96	LT24-3/EB24-3	LTX24HL-BS EBX24HL-BS	L50-N18L-A2	-	1100	CB1100F Super Sport	83	LT14A-3/EB14A-3	LTX14AHL-BS EBX14AHL-BS	LB14L-A2	-
	FL, FLH (Touring)	97-98	LT30-3/EB30-3	EBX30L-BS	LB30L-B	-		CBR1100XX	01-04	EBZ12A-4	-	-	-
	FL, FLH (Touring)	78-84	-	-	-	CHD4-12		CBR1100XX	97-00	LT12-4/EB12-4	LTX12-BS EBX12-BS	-	-

†Must use factory activated battery.
 *Must use adaptor kit available from Buell.
 < Requires use of Cover/Spacer Kit.





MOTORCYCLE BATTERY APPLICATIONS

CC	Model	Year	Factory Activated Maintenance Free	Dry Charged Maintenance Free	High Performance	Conven-tional	CC	Model	Year	Factory Activated Maintenance Free	Dry Charged Maintenance Free	High Performance	Conven-tional
HONDA							HONDA						
	GL1100 Gold Wing	80-83	LT24-3/EB24-3	LTX18L-BS EBX18L-BS	L50-N18L-A3	-		CB750C Custom	80-82	LT14A-3/EB14A-3	LTX14AHL-BS EBX14AHL-BS	LB14L-A2	-
	ST1100,ABS-TCS,1100A	91-02	LT14-4/EB14C-4	LTX14-BS EBX14-BS	-	-		CB750F Super Sport	75-82	LT14A-3/EB14A-3	LTX14AHL-BS EBX14AHL-BS	LB14L-A2	-
	VF1100C V65 Magna	83-86	LT20-4/EB20-4#	LTX20-BS EBX20-BS#	LB18-A	-		CB750K Four	69-82	LT14A-3/EB14A-3	LTX14AHL-BS EBX14AHL-BS	LB14L-A2	12N14-3A2
	VF1100S V65 Sabre	84-85	LT20-3/EB20-3#	LTX20L-BS EBX20L-BS#	LB18L-A	-		CB750C Limited Ed.	79	LT14A-3/EB14A-3	LTX14AHL-BS EBX14AHL-BS	LB14L-A2	-
	VT1100 Shadow,C2 Sabre	00-07	LT14-4/EB14C-4	LTX14-BS EBX14-BS	-	-		CB750C Nighthawk	82-83	LT14A-3/EB14A-3	LTX14AHL-BS EBX14AHL-BS	LB14L-A2	-
	VT1100C,C3,T Shadow (Spirit,Aero,A.C.E. Tourer)	01-07	LT14-4/EB14C-4	LTX14-BS EBX14-BS	-	-		RVF750R (RC45)	94	LT9-4/EB9-4	LTX9-BS EBX9-BS	-	-
	VT1100C,C3,T Shadow (Spirit,Aero,A.C.E. Tourer)	98-00	-	-	HLB16A-AB	-		VF750C V45 Magna	88	-	-	LB12A-A	-
	VT1100C Shadow Spirit	85-97	-	-	HLB16A-AB	-		VF750C V45 Magna	82-83	LT14A-4/EB14A-4	LTX14AH-BS EBX14AH-BS	LB14-A2	-
	VT1100C2 Shadow A.C.E.	95-99	-	-	HLB16A-AB	-		VF750C,C2,D Magna	94-03	LT12-4/EB12-4	LTX12-BS EBX12-BS	-	-
1000	CB1000	94-95	LT12-4/EB12-4	LTX12-BS EBX12-BS	-	-		VF750F V45 Interceptor	83-84	LT14A-4/EB14A-4	LTX14AH-BS EBX14AH-BS	LB14-A2	-
	CB1000C Custom	83	LT14A-3/EB14A-3	LTX14AHL-BS EBX14AHL-BS	LB14L-A2	-		VF750S V45 Sabre	82-83	LT14A-3/EB14A-3+	LTX14AHL-BS EBX14AHL-BS+	SLB14L-A2+	-
	CB1000F Hurricane	87-96	LT14A-3/EB14A-3	LTX14AHL-BS EBX14AHL-BS	LB14L-B2	-		VF750F Interceptor	86	-	-	LB12A-B	-
	CBR1000RR	08-09	EBZ7-3	-	-	-		VFR750F	90-97	LT12-4/EB12-4	LTX12-BS EBX12-BS	-	-
	CBR1000RR	04-07	EBZ10A-4	-	-	-		VFR750R (RC30)	90	LT9-4/EB9-4	LTX9-BS EBX9-BS	-	-
	CBX1000 Super Sport	79-82	LT20-3/EB20-3#	LTX20L-BS EBX20L-BS#	LB18L-A	-		VT750C,CA,C2 Shadow Spirit, Aero	07-09	EBZ12A-4	-	-	-
	CBX1000 Super Sport (Opt)	82	LT24-3/EB24-3	LTX18L-BS EBX18L-BS	L50-N18L-A3	-		VT750C,CA	04-08	EBZ12A-4	-	-	-
	GL1000 Gold Wing	75-79	LT24-3/EB24-3	LTX18L-BS EBX18L-BS	L50-N18L-A3	-		VT750C Shadow	98-00	LT14-4/EB14C-4	LTX14-BS EBX14-BS	-	-
	RVT1000RC51	00-06	EBZ12A-4	-	-	-		VT750CD, CD2 Shadow Deluxe	98-02	LT14-4/EB14C-4	LTX14-BS EBX14-BS	-	-
	VTR1000F Super Hawk	01-05	EBZ12A-4	-	-	-		VT750CDAB,C, D Shadow A.C.E. Deluxe	02-03	LT14-4/EB14C-4	LTX14-BS EBX14-BS	-	-
	VTR1000 Super Hawk	97-00	LT12-4/EB12-4	LTX12-BS EBX12-BS	-	-		VT750C Shadow	98-00	LT14-4/EB14C-4	LTX14-BS EBX14-BS	-	-
	VF1000R,F	84-86	-	-	LB16B-A	-		VT750CD, CD2 Shadow Deluxe	98-02	LT14-4/EB14C-4	LTX14-BS EBX14-BS	-	-
954	CBR954RR	02-03	EBZ10A-4	-	-	-		VT750C Shadow	83	-	-	HLB16A-AB	-
929	CBR929RR,RE	00-01	EBZ10A-4	-	-	-		VT750DC Shadow Spirit	01-07	EBZ14A-4	-	-	-
919	CB900F (919)	02-06	EBZ10A-4	-	-	-		CB700SC Nighthawk 'S'	87	-	-	LB14L-A1	-
900	CB900C,F	80-82	LT14A-3/EB14A-3	LTX14AHL-BS EBX14AHL-BS	LB14L-A2	-		VF700C Magna	87	-	-	LB12A-A	-
	CBR900,RR	93-99	LT9-4/EB9-4	LTX9-BS EBX9-BS	-	-		VF700C Magna	84-86	LT14A-4/EB14A-4	LTX14AH-BS EBX14AH-BS	LB14-A2	-
	VF700F Interceptor	84-85	LT14A-4/EB14A-4	LTX14AH-BS EBX14AH-BS	LB14-A2	-		VF700F Interceptor	84-85	LT14A-4/EB14A-4	LTX14AH-BS EBX14AH-BS	LB14-A2	-
800	PC800 Pacific Coast	89-98	LT12-4/EB12-4	LTX12-BS EBX12-BS	-	-		VF700S Sabre	84-85	LT14A-3/EB14A-3	LTX14AHL-BS EBX14AHL-BS	LB14L-A2	-
	VFR800,A Interceptor,ABS	02-09	EBZ12A-4	-	-	-		VF700F Interceptor	86-87	-	-	LB12A-B	-
	VF800FI Interceptor	98-01	LT12-4/EB12-4	LTX12-BS EBX12-BS	-	-		VT700C Shadow	86-87	LT14A-4/EB14A-4	LTX14AH-BS EBX14AH-BS	LB14-B2	-
	VT800C Shadow	88	LT14A-4/EB14A-4	LTX14AH-BS EBX14AH-BS	LB14-B2	-		VT700C Shadow	84-85	-	-	HLB16A-AB	-
750	CB750 Nighthawk	91-03	LT14A-4/EB14A-4	LTX14AH-BS EBX14AH-BS	LB14-A2	-		DN-01	09	EBZ14A-4	-	-	-
	CB750A Hondomatic	76-78	LT24-3/EB24-3	LTX18L-BS EBX18L-BS	L50-N18L-A3	-		CB650, Custom	79-82	-	-	LB12A-A	-
								CB650SC Nighthawk	83-85	-	-	LB12AL-A	-
								CB650SC Nighthawk	82	-	-	LB12A-A	-

The LT20-3/EB20-3 series batteries may be used as an optional upgrade, but some modification to the hold down may be necessary. See battery label for retrofit cautions.
 + Eliminates need for sensor (needs to be disabled).
 * This battery includes a sensor.



MOTORCYCLE BATTERY APPLICATIONS

CC	Model	Year	Factory Activated Maintenance Free	Dry Charged Maintenance Free	High Performance	Conven-tional	CC	Model	Year	Factory Activated Maintenance Free	Dry Charged Maintenance Free	High Performance	Conven-tional
HONDA							HONDA						
	CX650C Custom	83	LT14A-4 EB14A-4	LTX14AH-BS EBX14AH-BS	LB14-A2	-	350	CB350 Super Sport4	68-74	-	-	LB12A-A	12N12A-4A-1
	CX650T Turbo	83	LT14A-3 EB14A-3	LTX14AHL-BS EBX14AHL-BS	LB14L-A2	-		CL350 Scrambler	68-73	-	-	LB12A-A	12N12A-4A-1
	GL650I Silver Wing Interstate	83	LT14A-3 EB14A-3	LTX14AHL-BS EBX14AHL-BS	LB14L-A2	-		SL350 Motosport	70-73	-	-	-	12N5-4B
	NT650 Hawk GT	88-91	LT9-4/EB9-4	LTX9-BS/EBX9-BS	-	-		SL350 Motosport	69-70	-	-	LB12A-A	12N12A-4A-1
	NT650V	-	-	LTX9-BS/EBX9-BS	-	-		XL350	74-78	-	-	-	6N6-3B
	Nx650	88-89	LT9-4/EB9-4	LTX9-BS/EBX9-BS	-	-	305	XL350R	84-85	-	-	LB3L-A	-
	SLR650	-	-	LTX9-BS/EBX9-BS	-	-		CA77 DreamTouring (late)	63-69	-	-	-	12N9-3A-1
	Vigor 650	-	-	LTX9-BS/EBX9-BS	-	-		CB77 Super hawk	61-68	-	-	-	12N9-3A-1
	XR650L	93-09	LT9-4/EB9-4	LTX9-BS/EBX9-BS	-	-	250	CL77 Scrambler	65-68	-	-	-	12N5-4B
600	CB600F	04-06	LT7-3/EB7-3	LTX7L-BS EBX7L-BS	-	-		CA72 Dream Touring (late)	3-66	-	-	-	12N9-3A-1
	CBR600	87-00	LT9-4/EB9-4	LTX9-BS/EBX9-BS	-	-		CB250 Nighthawk	91-09	LT7-3/EB7-3	LTX7L-BS EBX7L-BS	-	-
	CBR600F4i, 600RR	01-09	EBZ10A-4	-	-	-		CL72 Hawk	61-66	-	-	-	12N9-3A-1
	VT600C,CD,Shadow Deluxe	04-07	EBZ10A-4	-	-	-		CL72 Scrambler	62-65	-	-	-	12N5-4B
	VT600C,CD Shadow Deluxe VLX	88-03	LT9-4/EB9-4	LTX9-BS/EBX9-BS	-	-		CM250C Custom	82-83	-	-	LB9-B	-
	XL600R	83-87	-	-	LB3L-A	-		CMX250C Rebel	96-09	LT7-3/EB7-3	LTX7L-BS EBX7L-BS	-	-
	XL600V Transalp	89-90	-	-	LB12A-B	-		CMX250C Rebel,LTD	85-87	-	-	LB9L-B	-
550	CB550 Four, K, SS	74-78	-	-	LB12A-A	12N12A-4A-1		CRF250X	04-09	LT5-3/EB5-3	LTX5L-BS EBX5L-BS	-	-
	CB550SC Nighthawk	83	-	-	LB12AL-A	-		Mi250 Elsinore	74-76	-	-	-	6N6-3B
500	CB500 Four, Twin	71-76	-	-	LB12A-A	12N12A-4A-1		NX250	88-90	LT7-3/EB7-3	LTX7L-BS EBX7L-BS	-	-
	CB500, C,D,T	78-82	LT14A-3 EB14A-3	LTX14AHL-BS EBX14AHL-BS	LB14L-A2	-		VTR250 Interceptor VTR	88-90	-	-	LB9-B	-
	Ft500 Ascot	82-83	LT14A-3 EB14A-3	LTX14AHL-BS EBX14AHL-BS	LB14L-A2	-		XL250	72-76	-	-	-	6N6-3B
	GB500	89-90	-	-	LB12A-B	-		XL250R	82-87	-	-	-	LB3L-A
	GL500,I Silver Wing	81-82	LT14A-3 EB14A-3	LTX14AHL-BS EBX14AHL-BS	LB14L-A2	-		XL250S	78-81	-	-	-	6N4-2A-4
	VF500C V30 Magna	84-85	-	-	LB12A-A	-	230	XL250L	91-96	LT4-3/EB4-3	LTX4L-BS EBX4L-BS	-	-
	VF500F Interceptor	84-86	-	-	LB12A-A	-		CRF230F	03-07	LT5-3/EB5-3	LTX5L-BS EBX5L-BS	-	-
	VF500C Shadow	83-86	-	-	LB12A-A	-		CRF230L	-07	LT5-3/EB5-3	LTX5L-BS EBX5L-BS	-	-
	VF500T Ascot	83-84	-	-	LB12A-A	-		CRF230L	08-09	EBZ7-3	-	-	-
	XL500R	82	-	-	LB3L-A	-	200	CB200	74-76	-	-	LB9-B	12N9-4B-1
	XL500S	79-81	-	-	6N4-2A-4	-		CL, CB200 Scrambler	74	-	-	LB9-B	12N9-4B-1
450	CB450, SS	67-74	-	-	LB12A-A	12N12A-4A-1		CM200T Twinstar	81-82	-	-	LB9-B	12N9-4B-1
	CB400A	78	-	-	LB12A-A	-		CM200T Twinstar	80	-	-	-	B54-6A
	CB450SC Nighthawk,T	82-86	-	-	LB12A-A	-		TLR200 Reflex	86-87	LT4-3/EB4-3	LTX4L-BS EBX4L-BS	-	-
	CL450 Scrambler	67-74	-	-	LB12A-A	12N12A-4A-1		TR200 Fat Cat	87	LT7A-4/EB7A-4	LTX7A-BS EBX7A-BS	-	-
	CMX450C CRF450X	05-09	EBZ7-3	-	-	-		TR200 Fat Cat	86	LT9-4/EB9-4	LTX9-BS EBX9-BS	-	-
	Hondomatic,E	82-83	-	-	LB12A-A	-		XL200R	83-84	-	-	LB3L-A	-
	CMX450C Rebel	86-87	-	-	LB12A-A	-	185	CM185T Twinstar	78-79	-	-	-	B54-6A
400	CB400F CB-1	89-90	LT9-4/EB9-4	LTX9-BS/EBX9-BS	-	-		XL185S	79-83	-	-	-	6N4-2A-4
	CB400F Super Sport	75-77	-	-	LB12A-A	12N12A-4A-1	175	CA175 Touring (CD175)	68-69	-	-	-	B54-6
	CB400T Hawk,HawkII	78-81	-	-	LB12A-A	-		CA175 Touring (CD175K3)	69-70	-	-	-	B54-6A
	CB400TI Hawk I	78-79	-	-	LB9-B	12N9-4B-1		CB175,K Super Sport	69-73	-	-	LB9-B	12N9-4B-1
	CM400 (All)	79-81	-	-	LB12A-A	-		CL175, K Scrambler	68-73	-	-	LB9-B	12N9-4B-1
360	CB360, G, T	74-76	-	-	LB12A-A	12N12A-4A-1		SL175 Motosport	70-72	-	-	-	12N5-4B
	CJ360T	76-77	-	-	LB9-B	12N9-4B-1		XL175	73-78	-	-	-	6N6-3B
	CL360 Scrambler	74-75	-	-	LB12A-A	12N12A-4A-1							

^ See Battery supplier Cross Reference



MOTORCYCLE BATTERY APPLICATIONS

CC	Model	Year	Factory Activated Maintenance Free	Dry Charged Maintenance Free	High Performance	Conventional	CC	Model	Year	Factory Activated Maintenance Free	Dry Charged Maintenance Free	High Performance	Conventional
HONDA							HONDA						
160	CB160 Sport	65-69			LB9-B	12N9-4B-1		XL70	74-76				6N4C-1B
	CL160 Scrambler	66-68			LB9-B	12N9-4B-1	65	S65 Sport (CS65)	65-69				6N2-2A
150	CRF150	06-07	LT5-3/EB5-3	LTX5L-BS EBX5L-BS			55	C, CA 105T Trail	62-65				6N2-2A
							50	C, 100, T, CA100, T,C110, CA110	59-69				6N2-2A
125	CB125S	81-82				6N6-3B-1		MB5	82			LB2.5L-C	
	CB125S	73-80				6N6-3B		NA50 Express II	80-81				6N4-2A-8(6)
	CL125A Scrambler (Twin)	67-69				B54-6		NA50 Express II	79				6N2-2A
	CL125S Scrambler	73-75				6N4C-1B		NC50 Express	80-83				6N4-2A-8(6)
	CT125 Trail	77				6N4C-1B		NC50 Express	78-79				6N2-2A
	MT125Elsinore	74-76				6N6-3B		NC50 Express	77				6N2A-2C-3
	NX125	88-90	LT7-3/EB7-3	LTX7L-BS EBX7L-BS				NS50F	90			LB3L-A	
	SL125 Motosport	71-73				6N6-3B		NU50 Urban Express	82-83			LB2.5L-C-1	
	SS125A Super Sport	67-69				B54-6		NU50M Urban Express Dlx	82-83			LB4L-B	
	XL125	74-78				6N4C-1B		NX50M Express SR	81-82			LB4L-B	
	XL125S	79-84				6N4-2A-4		ZB50	88	LT4-3 EB4-3	LTX4L-BS EBX4L-BS		
	XL125S	85			LB2.5L-C		INDIAN						
110	CT110 Trail	86				6N4-2A-4	1638	Chief	02-03	LT24-3 EB24-3	LTX24HL-BS EBX24HL-BS		
	CT110 Trail	80-84				6N4-2A-8(6)							
100	CB100 Super Sport	70-72				6N6-3B	1442	Scout, Spirit	02-03	LT20-4 EB20-4	LTX20-BS EBX20-BS		
	CL100, S Scrambler	70-73				6N6-3B		All Models	99-01	LT20-4 EB20-4	LTX20-BS EBX20-BS		
	SL100 Motosport	70-73				6N6-3B	KAWASAKI						
	XL100	77-78				6N4C-1B							
	XL100	74-76				6N6-3B							
	XL100S	83-85				6N4-2A-4	2000	VN2000-A Vulcan	04-09		LTX16-BS EBX16-BS^		
	XL100S	81-82				6N4C-1B							
	XL100S	79-80				6N4-2A-4	1600	VN1600 Vulcan Classic	03-09		LTX16-BS EBX16-BS^		
90	CA200 Honda (C200 Touring 90)	63-66				6N6-1D-2		VN1600 Mean Streak	04-09		LTX16-BS EBX16-BS^		
	CL90, L5HP Scrambler	67-70				6N5.5-1D							
	CM91 Honda90 (C90M)	66-69				6N6-1B	1500	VN1500 Vulcan 88, SE	87-98	LT24-3 EB24-3	LTX24HL-BS EBX24HL-BS	L50-N18L-A3	
	CT200 Trail 90	64-66				6N5.5-1D							
	CT90 Trail	66-79				6N5.5-1D		VN1500-C Vulcan L	96-97	LT24-3 EB24-3	LTX24HL-BS EBX24HL-BS	L50-N18L-A3	
	EZ90 Cub	91-96	LT5-3/EB5-3	LTX5L-BS EBX5L-BS				VN1500-G, J, L, R Vulcan Nomad, Drifter	99-05		LTX16-BS EBX16-BS^		
	S90 Super (CS90)	64-69				6N6-1B		VN1500-D, E, N Vulcan Classic	96-09		LTX16-BS EBX16-BS^		
	SL90 Motosport	69				6N5.5-1D		VN1500 P Vulcan - Mean Streak	02-03		LTX16-BS EBX16-BS^		
80	XL80S	83-85				6N4-2A-8(6)		ZG1400 Concours	08-09	LT14-4 EB14C-4	LTX14-BS EBX14-BS		
	XL80S	80-82				6N4C-1B		ZX14 Ninja	06-09	LT14-4 EB14C-4	LTX14-BS EBX14-BS		
75	XL75	77-79				6N4C-1B		KZ1300 Touring	79-82	LT24-3 EB24-3	LTX24HL-BS EBX24HL-BS	L50-N18L-A3	
70	C70 Passport	82-83			LB5L-B			ZN1300-A Voyager	83-88				12N24-3
	C70 Passport	80-81				6N11-2D		ZG1200 Voyager XII	86-03	LT24-3 EB24-3+	LTX24HL-BS EBX24HL-BS+	*L50-N18L-AT	
	CM70 Honda	70-73				6N11-2D		ZRX1200R	01-05	LT14-4 EB14C-4	LTX14-BS EBX14-BS		
	CL70 Scrambler	69-73				6N5.5-1D-1		ZX-12R	00-05	LT14-4 EB14C-4	LTX14-BS EBX14-BS		
	CT70	91-94	LT4-3/EB4-3	LTX4L-BS EBX4L-BS			1300						
	CT70 Trail	80-82				6N4-2A-8(6)	1200						
	CT70 Trail	74-79				6N4C-1B							
	CT70 Trail, 70H	69-71				6N2A-2C							
	CT70, 70H	72-73				6N2A-2C-3							
	SL70 Motosport	73				6N2A-2C-3							
	SL70 Motosport	71-72				6N2A-2C							

The LT20-3/EB20-3 series batteries may be used as an optional upgrade, but some modification to the hold down may be necessary. See battery label for retrofit cautions.

** When ordering this battery, specify sensor.

^ See Battery supplier Cross Reference

+ Eliminates need for sensor (needs to be disabled).

*This battery includes a sensor.



MOTORCYCLE BATTERY APPLICATIONS

CC	Model	Year	Factory Activated Maintenance Free	Dry Charged Maintenance Free	High Performance	Conventional	CC	Model	Year	Factory Activated Maintenance Free	Dry Charged Maintenance Free	High Performance	Conventional
KAWASAKI							KAWASAKI						
	ZZR1200	02-05		LT14-4/EB14C-4	LTX14-BS EBX14-BS			ZL900-A Eliminator	85-86	LT14A-3/EB14A-3	LTX14AHL-BS EBX14AHL-BS	LB14L-A2	
1100	KZ1100-A, LTD	81-83		LT20-3/EB20-3#	LTX20L-BS EBX20L-BS#	LB18L-A		ZX900-A Ninja	84-86	LT14A-3/EB14A-3	LTX14AHL-BS EBX14AHL-BS	LB14L-A2	
	KZ1100-B GP	82	EB16B-3+		EB16BL-BS+	LB16L-B**		ZX900-B Ninja (ZX-9R)	94-97	LT12-4/EB12-4	LTX12-BS EBX12-BS		
	KZ1100-B GP	81	EB16B-3		EB16BL-BS	LB16L-B		ZX900-C, E, F Ninja (ZX-9R)	98-03	LT9-4/EB9-4	LTX9-BS EBX9-BS		
	ZN1100-B LTD	84-85	LT14A-3/EB14A-3		LTX14AHL-BS EBX14AHL-BS	LB14L-A2		VN800-A, B, E Vulcan, Classic, Drifter	04-06	LT12-4/EB12-4	LTX12-BS EBX12-BS		
	ZR1100	92-95			LTX16-BS EBX16-BS^		800	VN800-A, B, C Vulcan, Classic, Drifter	95-03	LT14-4/EB14C-4	LTX14-BS EBX14-BS		
	ZRX1100	99-00	LT14-4/EB14C-4		LTX14-BS EBX14-BS			VN800-A, B, C Vulcan, Classic, Drifter	95-03	LT14-4/EB14C-4	LTX14-BS EBX14-BS		
	ZX1100-A GPZ	83-84	EB16B-3+		EB16BL-BS+	LB16L-B**		H2 Series	72-75				12N5.5-4A
	ZX1100-C Ninja ZX-11	90-93	LT14A-3/EB14A-3		LTX14AHL-BS EBX14AHL-BS	LB14L-A2		KZ750, LTD, CSR	76-79	LT14A-3/EB14A-3+	LTX14AHL-BS EBX14AHL-BS+	SLB14L-A2*	
	ZX1100-D Ninja ZX-11 (CN)	93-94	LT14-4/EB14C-4		LTX14-BS EBX14-BS			KZ750-E, H, L LTD	80-83			LB12A-A	
	ZX1100-D Ninja ZX-11	95-01	LT14-4/EB14C-4		LTX14-BS EBX14-BS			KZ750-F LTD, Spectre	83	LT14A-3/EB14A-3	LTX14AHL-BS EBX14AHL-BS	LB14L-A2	
	ZX1100-E (Gpz1100), ABS	95-97	LT14-4/EB14C-4		LTX14-BS EBX14-BS			KZ750-L Ninja	93	LT9-4/EB9-4	LTX9-BS EBX9-BS		
1000	KZ1000-P Police	02-03		LT20-3/EB20-3	LTX20L-BS EBX20L-BS			KZ750-R GP	82			LB12A-A**	
	KZ1000-P Police	05		LT20-3/EB20-3	LTX20L-BS EBX20L-BS			VN750-A Vulcan	86-06	LT14A-3/EB14A-3	LTX14AHL-BS EBX14AHL-BS	LB14L-A2	
	KZ1000-P Police	82-01		LT20-3/EB20-3#	LTX20L-BS EBX20L-BS#	LB18L-A		ZN750-A LTD	84-85	LT14A-3/EB14A-3	LTX14AHL-BS EBX14AHL-BS	LB14L-A2	
	KZ1000-C Police	80-81	EB16B-3		EB16BL-BS	LB16L-B		ZR-7, S	00-05	LT12-4/EB12-4	LTX12-BS EBX12-BS		
	KZ1000-C Police, Z1-R	78-79	LT14A-3		LTX14AHL-BS EBX14AHL-BS	LB14L-A2		ZR750	05-06	LT9-4/EB9-4	LTX9-BS EBX9-BS		
	KZ1000, LTD	77-80	LT14A-3		LTX14AHL-BS EBX14AHL-BS	LB14L-A2		ZR750-C Zephyr	91-94	LT12-4/EB12-4	LTX12-BS EBX12-BS		
	KZ100-E ST, Shaft	79-80	EB16B-3		EB16BL-BS	LB16L-B		ZX750-E Turbo, GPz	83-85	LT14A-3/EB14A-3+	LTX14AHL-BS EBX14AHL-BS+	SLB14L-A2*	
	KZ1000-G Classic	80	LT14A-3/EB14A-3		LTX14AHL-BS EBX14AHL-BS	LB14L-A2		ZX750-F Ninja	87-90	LT14A-3/EB14A-3	LTX14AHL-BS EBX14AHL-BS	LB14L-A2	
	KZ1000, LTD, CSR	81-83		LT20-3/EB20-3#	LTX20L-BS /EB20L-BS#	LB18L-A		ZX750-H Ninja ZX-7	90			LB12AL-A**	
	KZ1000-R Replica	82-83		LT20-3/EB20-3#	LTX20L-BS EB20L-BS#	LB18L-A		ZX750-H Ninja ZX-7	89	LT14A-3/EB14A-3	LTX14AHL-BS EBX14AHL-BS	LB14L-A2	
	Z1000	03-09	LT9-4/EB9-4		LTX9-BS/EBX9-BS			ZX750-J Ninja ZX-7	91-95	LT12-4/EB12-4	LTX12-BS EBX12-BS		
	ZG1000A Concours	86-06		LT20-3/EB20-3#	LTX20L-BS EB20L-BS#	LB18L-A		ZX750 P Ninja ZX-7R	91-97	LT9-4/EB9-4	LTX9-BS EBX9-BS		
	ZL1000-A	87	LT14A-3/EB14A-3		LTX14AHL-BS EBX14AHL-BS	LB14L-A2		ZX750-P Ninja ZX-7R	96-03	LT12-4/EB12-4	LTX12-BS EBX12-BS		
	ZX10R	86-90	LT14A-3/EB14A-3		LTX14AHL-BS EBX14AHL-BS	LB14L-A2		700	KZ700-A	84		LB12A-A	
	ZX1000-A Ninja	86-90	LT14A-3/EB14A-3		LTX14AHL-BS EBX14AHL-BS	LB14L-A2		VN700-A Vulcan	85	LT14A-3/EB14A-3	LTX14AHL-BS EBX14AHL-BS	LB14L-A2	
	ZX1000-C Ninja (ZX10-R)	04-09	LT12B-4/EB12B-4					ZN700-A LTD	84-85	LT14A-3/EB14A-3	LTX14AHL-BS EBX14AHL-BS	LB14L-A2	
900	KZ900, LTD	76-77				LB10L-A2		650	ER6n	09	LT12-4/EB12-4		
	Vulcan 900 Classic	06-09		LT12-4/EB12-4	LTX12-BS EBX12-BS			KL650-A, E, KLR, KL650-B, Tengai	87-09	LT14A-3/EB14A-3	LTX14AHL-BS EBX14AHL-BS	LB14L-A2	
	Z1 Series	73-75		LT14A-3/EB14A-3	LTX14AHL-BS EBX14AHL-BS	LB14L-A2		KLE650 Versys	08-09	LT12-4/EB12-4	LTX12-BS EBX12-BS		



MOTORCYCLE BATTERY APPLICATIONS

CC	Model	Year	Factory Activated Maintenance Free	Dry Charged Maintenance Free	High Performance	Conventional	CC	Model	Year	Factory Activated Maintenance Free	Dry Charged Maintenance Free	High Performance	Conventional
KAWASAKI							KAWASAKI						
	KLX650C, R	93-96	LT9-4/EB9-4	LTX9-BS EBX9-BS	—	—		F5 Series	70-71	—	—	—	6N2-2A-3
	KZ650SR, LTD, Custom	77-80	—	—	LB10L-A2	—		F9 Sreies	73-75	—	—	—	6N4B-2A-3
	KZ650-H CSR	81-83	—	—	LB12A-A	—		F9 Sreies	72	—	—	—	6N2-2A-3
	Ninja 650R	06-09	LT12-4/EB12-4	LTX12-BS EBX12-BS	—	—	305	S2 Series	72-73	—	—	—	12N5.5-4A
	W Series	66-70	—	—	LB7L-B	12N7-3B		EX305-B GP	83	—	—	—	LB9L-A1
	W650	00-02	LT14-4/EB14C-4	LTX14-BS EBX14-BS	—	—	250	KZ305CSR, LTD	81-88	—	—	—	LB10L-A2
636	ZX636-B Ninja ZX-6R	03-06	LT9-4/EB9-4	LTX9-BS EBX9-BS	—	—		A1 Series	66-71	—	—	—	LB9-B
600	KL600-A KLR	84	—	—	LB4L-A	—		EL250, HS	88-93	—	—	—	LB9L-A1
	KL600-B KLR	85-86	LT14A-3/EB14A-3	LTX14AHL-BS EBX14AHL-BS	LB14L-A2	—		EX250, Ninja 250R	08-09	LT7A-4/EB7A-4	LTX7A-BS EBX7A-BS	—	—
	ZL600(All)	86-97	—	—	LB12A-A	—		EX250 Ninja	95-07	LT7-3/EB7-3	LTX7L-BS EBX7L-BS	—	—
	ZX600-A,B,C,D Ninja	85-96	—	—	LB12A-A	—		EX250 Ninja	86-94	—	—	—	LB9L-A1
	ZX600-E,F Ninja ZX-6,6R	93-02	LT12-4/EB12-4	LTX12-BS EBX12-BS	—	—		F4 Series	69-70	—	—	—	12N5.5-4A
	ZX600-FA Ninja ZX-6R	08-09	LT9-4/EB9-4	LTX9-BS EBX9-BS	—	—		F8 Series	71-72	—	—	—	6N2-2A-3
	ZX600-G, J Ninja ZX-6R/ZZR	98-08	LT9-4/EB9-4	LTX9-BS EBX9-BS	—	—		F11 Series	73-75	—	—	—	6N4B-2A-3
	ZX600-K,M Ninja ZX6RR	03-06	LT9-4/EB9-4	LTX9-BS EBX9-BS	—	—		KE250-B	77-79	—	—	—	6N6-1D-2
	ZZR600	05-09	LT9-4/EB9-4	LTX9-BS EBX9-BS	—	—		KH250-A	76	—	—	—	12N5.5-4A
	ZZR600	02-04	LT12-4/EB12-4	LTX12-BS EBX12-BS	—	—		KL250 Super Sherpa	00-09	LT7-3/EB7-3	LTX7L-BS EBX7L-BS	—	—
550	KZ550, LTD, GP	80-83	—	—	LB12A-A	—		EX250, KL250	78-84	—	—	—	6N6-1D-2
	KZ550-F LTD	84	—	—	LB12A-A++	—		KL250-D KLR	85-05	—	—	—	LB4L-A
	KZ550-F Spectre	83	—	—	LB12A-A++	—		KZ250 CSR, LTD	80-83	—	—	—	LB10L-A2
	KZ550-H GP	82-83	—	—	LB12A-A**	—		KLX250S	06-09	LT7-3/EB7-3	LTX7L-BS EBX7L-BS	—	—
	ZR550-B Zephyr	90-92	—	—	LB12A-A	—		S1 Series	73-75	—	—	—	12N5.5-4A
	ZX550-A GPz	84-86	—	—	LB12A-A**	—		KZ200-A	78-79	—	—	—	LB10L-B
500	EN500-A Vulcan	90-96	—	—	LB12A-A	—	200	F7 Series	71-75	—	—	—	6N4-2A-5
	EN500-C Vulcan LTD	96-09	—	—	LB12AL-A2	—	175	KE175-B	76-78	—	—	—	6N6-1D-2
	EX500-A	87-93	LT14A-3/EB14A-3	LTX14AHL-BS EBX14AHL-BS	LB14L-A2	—	125	BN125 Eliminator	01-09	—	—	—	LB9-B
	EX500-D Ninja 500R	94-09	LT14A-3/EB14A-3	LTX14AHL-BS EBX14AHL-BS	LB14L-A2	—		F6 Series	71-73	—	—	—	6N4-2A-5
	H1 Series	73-75	—	—	LB9L-B	12N9-3B		KE125-A	76-83	—	—	—	6N6-1D-2
	H1 Series	69-72	—	—	LB9-B	12N9-4B-1		KS125 Series	74-75	—	—	—	6N6-1D-2
	KH500-A	76	—	—	LB9L-B	12N9-3B		C2SS RoadRunner	67-69	—	—	—	6N4-2A-3
450	KLX450R	08-09	EBZ7-3	—	—	—	120	C2TR RoadRunner	67-69	—	—	—	6N4-2A-3
	EN450-A 454 LTD	85-90	—	—	LB12A-A	—	100	G3SS Series	75	—	—	—	6N4-2A-5
440	KZ440 (All)	80-83	—	—	LB12A-A	—		G3TR Series	71	—	—	—	6N4-2A-3≠
400	KH400-A	76-78	—	—	—	12N5.5-4A		G4TR Series	73-75	—	—	—	6N4-2A-5
	KLX400R, KLX400SR	03-04	LT7B-4/EB7B-4	—	—	—		G4TR Series	70-72	—	—	—	6N4-2A-3
	KZ400 Deluxe	77-79	—	—	LB12A-A	12N12A-4A-1		G5 Series	74-75	—	—	—	6N4-2A-5
	KZ400-C	78	—	—	—	12N5.5-4A		G5 Series	72-73	—	—	—	6N4-2A-3
	KZ400-D, H	74-79	—	—	LB12A-A	12N12A-4A-1		G5 Series	72-73	—	—	—	6N4-2A-3
	KZ400-S	75-77	—	—	—	12N5.5-4A		KE100-A	79-81	—	—	—	6N6-1D-2
	S3 Series	74-75	—	—	—	12N5.5-4A		KE100-A	76-78	—	—	—	6N4-2A-5
350	A7 Series	66-71	—	—	LB9-B	12N9-4B-1		KE100-B	82-01	—	—	—	6N6-1D-2

The LT20-3/EB20-3series batteries may be used as an optional upgrade, but some modification to the hold down may be necessary. See battery label for retrofit cautions.
+ Eliminates need for sensor (needs to be disabled).
* This battery includes a sensor.
** When ordering this battery, specify sensor.
++ Must use existing terminal adaptor.
≠ G3SS & G3TR models having the engine production #235611 and above, use a 6N4-2A-5 battery.



MOTORCYCLE BATTERY APPLICATIONS

CC	Model	Year	Factory Activated Maintenance Free	Dry Charged Maintenance Free	High Performance	Conventional	CC	Model	Year	Factory Activated Maintenance Free	Dry Charged Maintenance Free	High Performance	Conventional
POLARIS VICTORY							SUZUKI						
1507	V92C, DC Classic, Deluxe, Cruiser	98-04	LT20-3/EB20-3	LTX20L-BS EBX20L-BS	—	—		TL1000S	97-01	LT12-4 EB12-4	LTX12-BS EBX12-BS	—	—
	V92SC Sport Cruiser	00-01	LT20-3/EB20-3	LTX20L-BS EBX20L-BS	—	—	900	RF900, R, S, ZS	94-97	LT9-4/EB9-4	LTX9-BS EBX9-BS	—	—
	V92TC Touring Cruiser	02-06	LT20-3/EB20-3	LTX20L-BS EBX20L-BS	—	—	850	GS850G, GL	79-83	LT14A-3/EB14A-3	LTX14AHL-BS EBX14AHL-BS	LB14L-A2	—
	Vegas, Kingpin 8-ball, Hammer	03-05	LT20-3/EB20-3	LTX20L-BS EBX20L-BS	—	—	800	VL800 Intruder	01-08	LT12-4/EB12-4	LTX12-BS EBX12-BS	—	—
								Volusia Boulevard C50, T, M50					
								VS800 GL, S Intruder, S50	92-09	—	—	—	LB16B-A1
								VX800	90-93	—	—	—	LB16B-A
								VZ800 Marauder	97-08	LT12-4/EB12-4	LTX12-BS EBX12-BS	—	—
1600	Marauder, Boulevard M95	04-05	—	LTX16-BS EBX16-BS*	—	—	750	GS750, Katana	77-83	LT14A-3/EB14A-3	LTX14AHL-BS EBX14AHL-BS	LB14L-A2	—
1500	VL1500 Intruder, C90, T	98-09	—	LTX16-BS-1	—	—		GSX750F Katana	98-06	LT9-4/EB9-4	LTX9-BS EBX9-BS	—	—
1400	GV1400GC, D, T	86-88	LT24-3/EB24-3+	LTX24HL-BS EBX24HL-BS+	SL50-N18L-AT	—		GSX750F Katana	89-97	LT14A-3/EB14A-3	LTX14AHL-BS EBX14AHL-BS	LB14L-B2	—
	VS1400GL Intruder, GLP, S83	87-09	—	LTX16-BS-1	—	—		GSX-R750	00-09	—	EB12A-BS	—	—
1300	GSX1300BK B-King	08-09	LT12-4/EB12-4	LTX12-BS EBX12-BS	—	—		GSX-R750	96-99	LT9-4/EB9-4	LTX9-BS EBX9-BS	—	—
	GSX1300R, Z Hayabusa	08-09	LT12-4/EB12-4	LTX12-BS EBX12-BS	—	—		GSX-R750	86-92	LT14A-3/EB14A-3	LTX14AHL-BS EBX14AHL-BS	LB14L-A2	—
	GSX1300R Hayabusa	99-07	—	EB12A-BS	—	—		GSX-R750W	93-95	LT9-4/EB9-4	LTX9-BS EBX9-BS	—	—
1250	GSF1250F, A Bandit	07-09	—	EB12A-BS	—	—		GT750 LeMans	72-77	LT14A-3/EB14A-3	LTX14AHL-BS EBX14AHL-BS	LB14L-A2	—
1200	GSF1200, S Bandit	97-05	LT12-4/EB12-4	LTX12-BS EBX12-BS	—	—		VS750GLP Intuder	88-91	—	—	—	LB16B-A1
	GV1200GL Madura	85-86	LT14A-3/EB14A-3	LTX14AHL-BS EBX14AHL-BS	LB14L-B2	—	700	GS700E, GS700ES	85	LT14A-3/EB14A-3	LTX14AHL-BS EBX14AHL-BS	LB14L-A2	—
1150	GS1150E, S	83-86	LT14A-3/EB14A-3+	LTX14AHL-BS EBX14AHL-BS+	SLB14L-B2*	—		GV700GL Madura	85	LT14A-3/EB14A-3	LTX14AHL-BS EBX14AHL-BS	LB14L-B2	—
1100	GS1100E, S	80-83	LT14A-3/EB14A-3+	LTX14AHL-BS EBX14AHL-BS+	SLB14L-A2*	—		VS700GL Intruder	85-87	—	—	—	LB16B-A1
	GS1100G, K, L, Katana	82-84	LT14A-3/EB14A-3	LTX14AHL-BS EBX14AHL-BS	LB14L-A2	—	650	DL650 V-Strom	04-09	LT12-4/EB12-4	LTX12-BS EBX12-BS	—	—
	GSX-R1100	86-92	LT14A-3/EB14A-3	LTX14AHL-BS EBX14AHL-BS	LB14L-A2	—		DR650S ER, ES	94-95	LT12-4/EB12-4	LTX12-BS EBX12-BS	—	—
	GSX-R1100	93-98	LT12-4/EB12-4	LTX12-BS EBX12-BS	—	—		R650S, N, P	92-93	LT4-3/EB4-3	LTX4L-BS EBX4L-BS	—	—
	GSX1100F Katana	88-93	LT14A-3/EB14A-3	LTX14AHL-BS EBX14AHL-BS	LB14L-B2	—		DR650S	90-91	—	—	—	LB5L-B 12N5-3B
	GSX1100G	91-93	LT14-4/EB14C-4	LTX14-BS EBX14-BS	—	—		DR650SE	98-09	LT9-4/EB9-4	LTX9-BS EBX9-BS	—	—
1000	DL1000 V-Strom	02-09	LT14-4/EB14C-4	LTX14-BS EBX14-BS	—	—		DR650SE(CN)	96-97	LT9-4/EB9-4	LTX9-BS EBX9-BS	—	—
	GS1000	78-82	LT14A-3/EB14A-3	LTX14AHL-BS EBX14AHL-BS	LB14L-A2	—		DR650SE	96-97	—	—	—	LB10L-B2
	GSX-R1000	01-04	LT12-4/EB12-4	LTX12-BS EBX12-BS	—	—		GR650 Tempter, X	83	LT14A-3/EB14A-3	LTX14AHL-BS EBX14AHL-BS	LB14L-A2	—
	GSX-R1000	05-09	—	EB12A-BS	—	—		GSX650F	08-09	LT9-4/EB9-4	LTX9-BS EBX9-BS	—	—
	SV1000, S	03-07	LT14-4/EB14C-4	LTX14-BS EBX14-BS	—	—		GS650E	81-82	—	—	—	LB10L-A2
	TL1000R	98-03	—	EB12A-BS	—	—		CS650 (All)	81-83	LT14A-3/EB14A-3	LTX14AHL-BS EBX14AHL-BS	LB14L-A2	—



MOTORCYCLE BATTERY APPLICATIONS

CC	Model	Year	Factory Activated Maintenance Free	Dry Charged Maintenance Free	High Performance	Conventional	CC	Model	Year	Factory Activated Maintenance Free	Dry Charged Maintenance Free	High Performance	Conventional
YAMAHA							YAMAHA						
	YZF-R6, R6S	01-07	LT9B-4/EB9B-4	–	–	–		XT250	84	–	–	LB3L-B	–
	YZF-R6 (Excl. R6S)	06-09	EBZ10A-4	–	–	–		XT250	80-83	–	–	–	6N6-3B-1
	YZF-R6	99-00	LT12B-4/EB12B-4	–	–	–		XV250 Virago	95-03	–	–	LB10L-A2	–
	YZF600R	95-07	LT12-4/EB12-4	LTX12-BS EBX12-BS	–	–		XV250 Route 66	88-90	–	–	LB10L-A2	–
550	XJ Maxim, R Seca	81-83	–	–	LB12A-A	12N12A-4A-1	230	TTR230E	06-07	LT5-3/EB5-3	LTX5L-BS EBX5L-BS	–	–
	XT550	82-83	–	–	LB5L-B	12N5-3B	225	TTR225	99-05	LT7B-4/EB7B-4	–	–	–
	XZ550R Vision	82-83	LT14A-3/EB14A-3	LTX14AHL-BS EBX14AHL-BS	LB14L-A2	–		XT225	01-07	EBZ7-3	LTX7L-BS	–	–
								XT225 Serow	92-00	LT7-3/EB7-3	EBX7L-BS	–	–
535	XV535 Virago	87-99	–	–	LB12AL-A2	–	200	BW200E BigWheel (Elec.Start)	86-88	–	–	LB7C-A	–
500	SR500	78-81	–	–	LB7L-B	12N7-3B		CS3B, CS3C	70-71	–	–	LB9L-A1	12N9-3A-1
	TX500	73-74	LT14A-3/EB14A-3	LTX14AHL-BS EBX14AHL-BS	LB14L-A2	12N14-3A2		CS5	72	–	–	LB9L-A1	12N9-3A-1
	XS500	75-78	LT14A-3/EB14A-3	LTX14AHL-BS EBX14AHL-BS	LB14L-A2	12N14-3A2		RD200	74-76	–	–	LB9L-A1	12N9-3A-1
								TW200 Trailway	87-09	–	–	LB7C-A	–
	XT500	76-81	–	–	–	6N6-3B-1		YCS1	68	–	–	LB9L-A1	12N9-3A-1
	XV550 Virago	83	–	–	LB12A-A	12N12A-4A-1	185	SR185 Exciter	81-82	–	–	LB7L-B	–
450	WR450F	03-07	EBZ7-3	–	–	–	175	CT1, CT1B, CT1C 175 Enduro	69-71	–	–	–	6N2-2A-3
400	DT400 Enduro	77-78	–	–	–	6N6-3B-1		CT2, CT3 175 Enduro	72-73	–	–	–	6N4A-4D
	DT400 Enduro	75-76	–	–	–	6N4B-2A-3		DT175 Enduro	74-76	–	–	–	6N4B-2A-3
	FZR400 (All)	88-90	–	–	LB12AL-A2	–	125	AS2C	69	–	–	–	12N5.5-3B
	RD400	76-79	–	–	–	12N5.5A-3B		AT1E, AT1B, AT1C 125 Enduro	69-71	–	–	LB7L-B	12N7-3B
	XS400 (All)	80-83	–	–	LB12A-A	12N12A-4A-1		AT2, AT3 125 Enduro	72-73	–	–	LB7L-B	12N7-3B
360	DT360 Enduro	74	–	–	–	6N4B-2A-3		DT125 Enduro	78-81	–	–	LB7L-B	12N7-3B
								RD125	75-76	LT4-3/EB4-3	LTX4L-BS EBX4L-BS	–	12N5.5A-3B
	RT1, RT1B 360 Enduro	70-71	–	–	–	6N2-2A-3		TTR125E/LE (Elec.Start)	03-07	–	–	–	–
	RT2, RT3 360 Enduro	72-73	–	–	–	6N4-2A-5		XT125	82-83	–	–	–	6N4A-4D
	XS360	76-78	–	–	LB12A-A	12N12A-4A-1	100	YAS1/C	68	–	–	–	12N5.5-3B
	XS360-2	77	–	–	LB7L-B	12N7-3B		DT100 Enduro	77-83	–	–	–	6N4-2A-5
350	BW350 Big Wheel	87-88	–	–	LB12B-B2	–		DT100 Enduro	74-76	–	–	–	6N4B-2A-3
	R3	69	–	–	LB5L-B	12N5-3B		L5T, L5TA	69-70	–	–	LB7L-B	12N7-3B
	R5, R5B, R5C	70-72	–	–	–	12N5.5A-3B		LS2	72	–	–	–	12N5.5A-3B
	RD350	73-75	–	–	–	12N5.5A-3B		LT2, LT3 100 Enduro72-73	–	–	–	–	6N4A-4D
	RZ350	84-85	–	–	–	12N5.5-3B		RS100	75-76	–	–	–	6N4A-4D
	XT350	85-08	–	–	LB3L-B	–		YL2C/CM	68	–	–	LB7L-B	12N7-3B
	YR2/C	68	–	–	–	12N5.5-3B		HS1, HS1B	70-71	–	LT4B-BS	–	12N5.5-3B
250	DS6B, DS6C	69-70	–	–	LB5L-B	12N5-3B	90	HT1, HT1B 90 Enduro	70-71	–	–	–	6N2-2A-3
	DS7	72	–	–	–	12N5.5A-3B		TTR90E (Elec.Start) 03-07	–	–	–	–	–
	DT1 250 Enduro	68	–	–	–	6N2-2A-3		DT80 Mini Enduro	81-83	–	–	–	6N4-2A-5
	DT1B, DT1C, DT1E 250 Enduro	69-71	–	–	–	6N2-2A-3		G65, G65B	70-71	–	–	–	6N4A-4D
	DT2 250 Enduro	72	–	–	–	6N4-2A-5		G7S	72	–	–	–	6N4A-4D
	DT250 Enduro	77-79	–	–	–	6N6-3B-1		GT1 Mini Enduro	73	–	–	–	6N4-2A-5
	DT250 Enduro	74-76	–	–	–	6N4B-2A-3		GT80 Mini Enduro	74-80	–	–	–	6N4-2A-5
	DT3 250 Enduro	73	–	–	–	6N4-2A-5		LB80 Chappy	76-78	–	–	–	6N4-2A-5
	RD250	73-75	–	–	–	12N5.5A-3B		Yg1	62-66	–	–	–	6N4A-4D
	SR250 Exciter	80-82	–	–	LB12A-A	12N12A-4A-1							
	SRX250	87	–	–	LB12A-A	12N12A-4A-1							
	TTR250	99-06	–	–	LT7B-4/EB7B-4	–							
	WR250F	03-09	LTX5L-BS EBX5L-BS	LT5-3/EB5-3	–	–							
	WR250X,R	08-09	–	EBZ7-3	–	–							
	XT250	08-09	–	EBZ7-3	–	–							



ALL TERRAIN VEHICLE BATTERY APPLICATIONS

CC	Model	Year	Factory Activated Maintenance Free	Dry Charged Maintenance Free	High Performance	Conventional	CC	Model	Year	Factory Activated Maintenance Free	Dry Charged Maintenance Free	High Performance	Conventional
YAMAHA (Continued)							BOMBARDIER (Can-Am)						
	YG5T, YG55	68-69	–	–	LB7L-B	12N7-3B	800	Outlander800 EFI	06-09	LT20-3	LTX20L-BS EBX20L-BS	–	–
60	JT2 Mini Enduro	72	–	–	–	6N2-2A-3	660	Outlander800 EFI	06	LT20-3	LTX20L-BS EBX20L-BS	–	–
	RD60	73-75	–	–	–	6N4A-4D	650	Outlander, MAX	-09	LT20-3	LTX20L-BS EBX20L-BS	–	–
50	DT50 Enduro	88-90	–	–	–	6N4B-2A-3		DS650	00-06	LT15-3	LTX15L-BS EBX15L-BS	–	–
	LB50P Chappy	78-82	–	–	–	6N4-2A-5		Quest	02-05	LT16C-3	LT16CL-BS	LB16CL-B	–
	LC50 Champ	80-81	–	–	–	6N4-2A-5		Quest (Opt)	02-05	LT24-3	LTX18L-BS EBX18L-BS	L50-N18L-A2	–
	MJ50 Towny	82	–	–	–	6N4-2A-5	500	Outlander, MAX, Rebagade	-09	LT20-3	LTX20L-BS EBX20L-BS	–	–
	QT50 Yamahopper	79-87	–	–	–	6N4-2A-5		Traxter, Quest	99-05	LT16C-3	LT16CL-BS	LB16CL-B	–
	RX50 Special	83-84	–	–	–	6N4-2A-5		Traxter, Quest (Opt)	02-05	LT24-3	LTX18L-BS EBX18L-BS	L50-N18L-A3	–
	TTR50E	06-07	–	LT4B-BS	–	–	450	DS450	-09	LT7B-4 EB7B-4	–	–	–
	YSR50	87-92	–	–	–	6N4-2A-5	400	Outlander400XT, Max	04-09	LT20-3	LTX20L-BS EBX20L-BS	–	–
AEON (BENZAI)							CANNONDALE						
100	Cobra/CX-Sport 100	All	LT4-3/EB4-3	LTX4L-BS EBX4L-BS	–	–		All Models	01-03	LT9-4/EB9-4	LTX9-BS EBX9-BS	–	–
90	Cobra/CX-Sport 90	All	LT4-3/EB4-3	LTX4L-BS EBX4L-BS	–	–							
50	Cobra/CX-Sport 50	All	LT4-3/EB4-3	LTX4L-BS EBX4L-BS	–	–		DRR					
ARCTIC CAT							E-TON						
700	TRV700	-09	LT14A-4 EB14A-4	LTX14AH-BS EBX14AH-BS	LB14A-2	–	150	CXL 150 Yukon II	02-03	LT9-4/EB9-4	LTX9-BS EBX9-BS	–	–
650	650H1, TBX650	-09	LT14A-4 EB14A-4	LTX14AH-BS EBX14AH-BS	LB14A-2	–		YXL150 Yukon	00-01	LT9-4/EB9-4	LTX9-BS EBX9-BS	–	–
	4x4 Automatic	04-06	LT14A-4 EB14A-4	LTX14AH-BS EBX14AH-BS	LB14A-2	–	90	AXL, TXL, NXL, RXL	99-03	LT4-3/EB4-3	LTX4L-BS EBX4L-BS	–	–
500	All Models	All	LT14A-4 EB14A-4	LTX14AH-BS EBX14AH-BS	LB14A-2	–		All Models	04-05	LT5-3/EB5-3	LTX5L-BS EBX5L-BS	–	–
400	TRV400	-09	LT14A-4 EB14A-4	LTX14AH-BS EBX14AH-BS	LB14A-2	–		DXL90 Serria	00-03	LT5-3/EB5-3	LTX5L-BS EBX5L-BS	–	–
	DVX400	All	LT9-4/EB9-4	LTX9-BS/EBX9-BS	–	–	50	AXL, TXL, NXL, RXL	99-03	LT4-3/EB4-3	LTX4L-BS EBX4L-BS	–	–
	All Other Models	All	LT14A-4 EB14A-4	LTX14AH-BS EBX14AH-BS	LB14A-2	–		All Models	04-05	LT5-3/EB5-3	LTX5L-BS EBX5L-BS	–	–
366	366	All	LT14A-4 EB14A-4	LTX14AH-BS EBX14AH-BS	LB14A-2	–							
300	All Models	All	LT14A-3 EB14A-3	LTX14AHL-BS EBX14AHL-BS	LB14L-A2	–							
250	All Models	-05	LT14A-3 EB14A-3	LTX14AHL-BS EBX14AHL-BS	LB14L-A2	–							
	DVX250, 2X4	06	LT12-4 EB12-4	LTX12-BS EBX12-BS	–	–							
90	All Models	-06	LT4-3 EB4-3	LTX4L-BS EBX4L-BS	–	–							
	DVX90	06-09	LT5-3 EB5-3	LTX5L-BS EBX5L-BS	–	–							
50	DVX50	06-09	LT5-3 EB5-3	LTX5L-BS EBX5L-BS	–	–							



ALL TERRAIN VEHICLE BATTERY APPLICATIONS

CC	Model	Year	Factory Activated Maintenance Free	Dry Charged Maintenance Free	High Performance	Conventional	CC	Model	Year	Factory Activated Maintenance Free	Dry Charged Maintenance Free	High Performance	Conventional
HONDA							KASEA						
700	TRX700XX	08-09	LT9-4/EB9-4	LTX9-BS/EBX9-BS	-	-	170	Skyhawk 170	All	LT7A-4/EB7A-4	LTX7A-BS/EBX7A-BS	-	-
680	TRX680 FourTrax Rincon	06-09	LT20-3/EB20-3	LTX20L-BS EBX20L-BS	-	-	150	Skyhawk 150, Adventure Buggy	All	LT7A-4/EB7A-4	LTX7A-BS/EBX7A-BS	-	-
650	TRX650 FourTrax Rincon (Std)	03-05	LT14-4 EB14C-4	LTX14-BS EBX14-BS	-	-	125	KS,KU Models, Adventure Buggy	All	LT7A-4/EB7A-4	LTX7A-BS/EBX7A-BS	-	-
	(Optional Cold Starting)	03-04	LT20-3/EB20-3	LTX20L-BS EBX20L-BS	-	-	90	Skyhawk 90	All	LT5-3/EB5-3	LTX5L-BS/EBX5L-BS	-	-
500	TRX500F FourTrax Rubicon	01-09	LT14-4 EB14C-4	LTX14-BS EBX14-BS	-	-	65	KS,KU Models	All	LT7A-4/EB7A-4	LTX7A-BS/EBX7A-BS	-	-
	TRX500FE, FM, TM, FourTrax Foreman, ES, 4x4	05-09	LT14-4 EB14C-4	LTX14-BS EBX14-BS	-	-	50	Mini Skyhawk Skyhawk 50	All	LT4-3/EB4-3 LT5-3/EB5-3	LTX4L-BS/EBX4L-BS LTX5L-BS/EBX5L-BS	-	-
450	TRX450, FourTrax, Foreman S, ES	98-04	LT14-4 EB14C-4	LTX14-BS EBX14-BS	-	-	KAWASAKI						
420	TRX420 Rancher 4x4	07-09	LT14-4/EB14C-4	LTX14-BS/EBX14-BS	-	-	750	KVF750-A, B Brute, Force 750 4x4	05-09	LT14-4/EB14C-4†	-	-	-
400	FL400R Pilot	89-90	LT14-4/EB14C-4	LTX14-BS/EBX14-BS	-	-	700	KFX700 V-Force KSV700-A, B (KFX700)	03-09	LT14-4/EB14C-4†	-	-	-
	TRX400EX, FourTrax, Sportrax	99-09	LT9-4/EB9-4	LTX9-BS EBX9-BS	-	-		KSV700-A, B Prairie 700 4x4	04-06	LT14-4/EB14C-4†	-	-	-
	TRX400 Rancher AT, TRX400FW Foreman	04-06 95-03	LT14-4/EB14C-4	LTX14-BS/EBX14-BS	-	-		KVF700-A, B, D Prairie 700, 4x4	04-06	LT14-4/EB14C-4†	-	-	-
350	FL350R Odyssey	85	LT12-4/EB12-4	LTX12-BS/EBX12-BS	-	-	650	KV650-A, B, D, E Prairie 650, 4x4	02-09	LT14-4/EB14C-4†	-	-	-
	TRX350, D FourTrax 4x4	86-89	LT14-4/EB14C-4	LTX14-BS/EBX14-BS	-	-	450	KFX450R	08-09	LT7-3/EB7-3	LTX7L-BS EBX7L-BS	-	-
	TRX350 Rancher	00-06	LT14-4/EB14C-4	LTX14-BS/EBX14-BS	-	-	400	KLF400-B Bayou 400 4x4	93-00	LT16C-3	LT16CL-BS	LB16CL-B	-
300	TRX300 FourTrax 300	88-00	LT14-4/EB14C-4	LTX14-BS/EBX14-BS	-	-		KSF400-A (KFX400)	03-06	LT9-4/EB9-4	LTX9-BS EBX9-BS	-	-
	TRX300EX, Sportrax	93-09	LT9-4/EB9-4	LTX9-BS/EBX9-BS	-	-		KVF400-A Prairie 4x4	97-00	LT14A-4 EB14A-4	LTX14AH-BS EBX14AH-BS	LB14A-A2	-
	TRX300FW, FourTrax 300 4x4	88-00	LT14-4/EB14C-4	LTX14-BS/EBX14-BS	-	-		KVF400-A, Prairie 400 4x4(CN)	97-00	LT16C-3	LT16CL-BS	LB16CL-B	-
250	ATC250ES Big Red	85-87	LT12-4/EB12-4	LTX12-BS/EBX12-BS	-	-		KVF400-B, Prairie 400 4x4	98-00	LT14A-4 EB14A-4	LTX14AH-BS EBX14AH-BS	LB14A-A2	-
	ATC250SX	85-87	LT12-4/EB12-4	LTX12-BS/EBX12-BS	-	-		KVF400-B, Prairie 400 4x4(CN)	98-00	LT16C-3	LT16CL-BS	LB16CL-B	-
	TRX250 FourTrax	85-87	LT12-4/EB12-4	LTX12-BS/EBX12-BS	-	-		KVF400-C, Prairie 400, 4x4	99-02	LT14A-4 EB14A-4	LTX14AH-BS EBX14AH-BS	LB14A-A2	-
	TRX250 FourTrax, Recon, ES	97-09	LT12-4/EB12-4	LTX12-BS EBX12-BS	-	-		KVF400-C, Prairie 400 4x4(CN)	99-02	LT14-4/EB14C-4	LTX14-BS EBX14-BS	-	-
	TRX250EX, TE, TM	01-09	LT9-4/EB9-4	LTX9-BS/EBX9-BS	-	-		KVF400-D, Prairie 400, 4x4	99-02	LT14A-4 EB14A-4	LTX14AH-BS EBX14AH-BS	LB14A-A2	-
200	ATC200 Big Red	82-84	LT14A-4/EB14A-4	LTX14AH-BS EBX14AH-BS	LB14A-A2	-		KVF400-D, Prairie 400 4x4 (CN)	99-01	LT14-4/EB14C-4	LTX14-BS EBX14-BS	-	-
	ATC200M	84-85	LT14A-4/EB14A-4	LTX14AH-BS EBX14AH-BS	LB14A-A2	-		KVF360-A, B, C Prairie 360, 4x4	03-09	LT14A-4 EB14A-4	LTX14AH-BS EBX14AH-BS	LB14A-A2	-
	TRX200 FourTrax	90-97	LT12-4/EB12-4	LTX12-BS/EBX12-BS	-	-	360	KEF300-A Lakota	95-00	LT14A-4 EB14A-4	LTX14AH-BS EBX14AH-BS	LB14A-A2	-
	TRX200 FourTrax	84	LT14A-4/EB14A-4	LTX14AH-BS EBX14AH-BS	LB14A-A2	-	300	KEF300-B, Lakota Sport	01-03	LT14A-4 EB14A-4	LTX14AH-BS EBX14AH-BS	LB14A-A2	-
	TRX200SX							KLF300-A Bayou	86-87	LT16C-3	LT16CL-BS	LB16CL-B	-
	TRX200SX FourTrax	86-88	LT12-4/EB12-4	LTX12-BS/EBX12-BS	-	-		KLF300-B Bayou	88-04	LT14A-4 EB14A-4	LTX14AH-BS EBX14AH-BS	LB14A-A2	-
125	ATC125M	86-87	LT12-4/EB12-4	LTX12-BS/EBX12-BS	-	-		KLF300-B, Bayou (CN)	92-99	LT16C-3	LT16CL-BS	LB16CL-B	-
	ATC125M	84-85	-	-	LB9A-A	-		KLF300-C, Bayou 300 4x4	89-04	LT14A-4 EB14A-4	LTX14AH-BS EBX14AH-BS	LB14A-A2	-
	TRX125 FourTrax	87-88	LT9-4/EB9-4	LTX9-BS/EBX9-BS	-	-		KLF300-C, Bayou 300 4x4(CN)	92-05	LT16C-3	LT16CL-BS	LB16CL-B	-
	TRX125 FourTrax	85-86	-	-	LB9A-A	-							
90	TRX90EX	06-09	LT5-3/EB5-3	LTX5L-BS/EBX5L-BS	-	-							
JOHN DEERE							KAWASAKI						
	All Models	All	LT16C-3	LT16CL-BS	LB16CL-B	-							
KASEA							KAWASAKI						
250	Skyhawk 250	All	LT7A-4/EB7A-4	LTX7A-BS EBX7A-BS	-	-							

† Must use factory activated battery.



ALL TERRAIN VEHICLE BATTERY APPLICATIONS

CC	Model	Year	Factory Activated Maintenance Free	Dry Charged Maintenance Free	High Performance	Conventional	CC	Model	Year	Factory Activated Maintenance Free	Dry Charged Maintenance Free	High Performance	Conventional
KAWASAKI							POLARIS						
	KVF300-A, Prairie 300, 4x4	99-02	LT14A-4 EB14A-4	LTX14AH-BS EBX14AH-BS	LB14A-A2	-	600	Sportsman	04-05	LT30-3/EB30-3	EBX30L-BS	LB30L-B	-
	KVF300-A, Prairie 300, 4x4(CN)	99-01	LT16C-3	LT16CL-BS	LB16CL-B	-	525	Outlaw 525	08-09	LT9-4/EB9-4	LTX9-BS/EBX9-BS	-	-
	KVF300-B, Prairie 300, 4x4	99-02	LT14A-4 EB14A-4	LTX14AH-BS EBX14AH-BS	LB14A-A2	-	500	All Models(Excl.Predator)	99-09	LT14A-4 EB14A-4	LTX14AH-BS EBX14AH-BS	LB14A-A2	-
	KVF300-B, Prairie 300, 4x4(CN)	99-02	LT16C-3	LT16CL-BS	LB16CL-B	-		Predator	03-06	LT9-4/EB9-4	LTX9-BS/EBX9-BS	-	-
250	KLF250-A Bayou	03-09	-	-	LB10A-A2	-		Sportsman	-09	LT30-3/EB30-3	EBX30L-BS	LB30L-B	-
	KLF250-A, Bayou (CN)	03-05	LT14A-4 EB14A-4	LTX14AH-BS EBX14AH-BS	LB14A-A2	-	450	Outlaw 450	07-09	LT9-4/EB9-4	LTX9-BS/EBX9-BS	-	-
	KLT250-A	82-83	-	-	LB12A-A	-		Diesel .445 Liter(primary secondary)	99-03	LT30-3/EB30-3 LT14A-4 EB14A-4	EBX30L-BS LTX14AH-BS EBX14AH-BS	LB30L-B LB14A-A2	-
	KLT250-C Prairie	84-85	-	-	LB10L-B	-	425	All models	95-02	LT14A-4 EB14A-4	LTX14AH-BS EBX14AH-BS	LB14A-A2	-
	KLT250-C Prairie	83	-	-	LB12A-A	-		Sportsman	-09	LT14A-4 EB14A-4	LTX14AH-BS EBX14AH-BS	-	-
220	KLF220-A Bayou	88-02	-	-	LB10A-A2	-		All models	94-08	LT14A-4 EB14A-4	LTX14AH-BS EBX14AH-BS	LB14A-A2	-
	KLF220-A, Bayou (CN)	92-02	LT14A-4 EB14A-4	LTX14AH-BS EBX14AH-BS	LB14A-A2	-	335	Sportsman	98-01	LT14A-4 EB14A-4	LTX14AH-BS EBX14AH-BS	LB14A-A2	-
200	KLT200-A, C	81-84	-	-	LB10L-B	-	330	Magnum Trail Boss	03-09	LT14A-4 EB14A-4	LTX14AH-BS EBX14AH-BS	-	-
185	KLF185-A Bayou	85-88	-	-	LB10L-B	-	325	All models	87-02	LT14A-4 EB14A-4	LTX14AH-BS EBX14AH-BS	LB14A-A2	-
110	KLF110-B, Mojave (Elec.Start)	87-88	-	-	LB9L-A1	-	300	Hawkeye, Sportman 300	06-09	LT14A-4 EB14A-4	LTX14AH-BS EBX14AH-BS	LB14-B2	-
90	KFX90	07-09	LT5-3/EB5-3	LTX5L-BS EBX5L-BS	-	-	250	All models	85-05	LT14A-4 EB14A-4	LTX14AH-BS EBX14AH-BS	LB14A-A2	-
80	KSF80-A (KFX80)	03-05	LT5-3/EB5-3	LTX5L-BS EBX5L-BS	-	-	200	Phoenix, Sawtooth	05-09	LT12-4/EB12-4	LTX12-BS/EBX12-BS	-	-
50	KFX50	07-09	LT5-3/EB5-3	LTX5L-BS EBX5L-BS	-	-	90	Predator, Sportsman, Outlaw Scrambler, Sportsman	03-09 01-02	LT5-3/EB5-3 LT4-3/EB4-3	LTX5L-BS/EBX5L-BS LTX4L-BS/EBX4L-BS	-	-
KTM							POLARIS						
505	SXATV	08-09	LT5-3/EB5-3	LTX5L-BS/EBX5L-BS	-	-	750	LT-A750X, King Quad	07-09	-	LTX20CH-BS EBX20CH-BS	-	-
	XCATV	08-09	LT5-3/EB5-3	LTX5L-BS/EBX5L-BS	-	-	700	LT-A700X, King Quad	05-07	-	LTX20CH-BS EBX20CH-BS	-	-
450	SXATV	08-09	LT5-3/EB5-3	LTX5L-BS/EBX5L-BS	-	-		LT-V700F, Twin Peaks	04-05	-	LTX20CH-BS EBX20CH-BS	-	-
	XCATV	08-09	LT5-3/EB5-3	LTX5L-BS/EBX5L-BS	-	-	500	LT-A500F, Vinson 4WD	04-07	-	LTX20CH-BS EBX20CH-BS	-	-
KYMCO							QIANJIANG						
300	MXU300SD	All	LT12-4/EB12-4	LTX12-BS/EBX12-BS	-	-	100	ATV100		LT4-3/EB4-3	LTX4L-BS/EBX4L-BS	-	-
250	Mongoose, MXU250	All	LT12-4/EB12-4	LTX12-BS/EBX12-BS	-	-	50	ATV50		LT4-3/EB4-3	LTX4L-BS/EBX4L-BS	-	-
150	MXU150	All	LT9-4/EB9-4	LTX9-BS/EBX9-BS	-	-	SUZUKI						
90	Mongoose 90	All	LT5-3/EB5-3	LTX5L-BS/EBX5L-BS	-	-	750	LT-A750X, King Quad	07-09	-	LTX20CH-BS EBX20CH-BS	-	-
50	Mongoose 50	All	LT5-3/EB5-3	LTX5L-BS/EBX5L-BS	-	-	700	LT-A700X, King Quad	05-07	-	LTX20CH-BS EBX20CH-BS	-	-
MANCO							SUZUKI						
260	8265L	06	LT14A-4 EB14A-4	LTX14AH-BS EBX14AH-BS	LB14A-A2	-		LT-V700F, Twin Peaks	04-05	-	LTX20CH-BS EBX20CH-BS	-	-
	8264L	05-06	LT14A-4 EB14A-4	LTX14AH-BS EBX14AH-BS	LB14A-A2	-		LT-A500F, Vinson 4WD	04-07	-	LTX20CH-BS EBX20CH-BS	-	-
	8260E, L	04-06	LT14A-4 EB14A-4	LTX14AH-BS EBX14AH-BS	LB14A-A2	-		LT-A500F, Vinson 4WD	02-03	-	LTX16-BS EBX16-BS [^]	-	-
	8089L	05-06	LT5-3/EB5-3	LTX5L-BS EBX5L-BS	-	-		LT-A500F, QuadMaster	00-01	-	LTX16-BS-1	-	-
PANDAMOTOR SPORTS							SUZUKI						
125	125 KD		-	LB7-A	-	-		LT-F500F, QuadRunner	98-02	-	LTX16-BS-1	-	-
80	KD80		-	LB7-A	-	-		LT-F500F Vinson, Manual 4WD	04-07	-	LTX20CH-BS EBX20CH-BS	-	-
50	Kd50		-	LB7-A	-	-		LT-F500F Vinson, Manual 4WD	03	-	LTX16-BS EBX16-BS [^]	-	-
POLARIS							SUZUKI						
800	Sportsman	05-09	LT30-3/EB30-3	EBX30L-BS	LB30L-B	-	450	LT-A450X, King Quad	07-08	LT14-4/EB14C-4	LTX14-BS/EBX14-BS	-	-
700	Sportsman, Military	-09	LT30-3/EB30-3	EBX30L-BS	LB30L-B	-							

[^] See Battery supplier Cross Reference



ALL TERRAIN VEHICLE BATTERY APPLICATIONS

CC	Model	Year	Factory Activated Maintenance Free	Dry Charged Maintenance Free	High Performance	Conventional	CC	Model	Year	Factory Activated Maintenance Free	Dry Charged Maintenance Free	High Performance	Conventional
SUZUKI							YAMAHA						
400	LT-R450QuadRacer	06-09	LT7A-4/EB7A-4	LTX7A-BS/EBX7A-BS	-	-	450	YFM450FG Grizzly	07-09	LT14A-4	LTX14AH-BS	-	-
	LT-A400Eiger 2WD, F Eiger 4WD	02-07	LT14-4	LTX14-BS/EBX14-BS	-	-		YTM450FW Kodiak Automatic	03-09	LT20-3/EB20-3	LTX20L-BS	-	-
	LT-A400FKingQuad	-09	LT14-4/EB14C-4	LTX14-BS/EBX14-BS	-	-		YFM450FX Wolverine	06-08	LT20-3/EB20-3	LTX20L-BS	-	-
	LT-F400Eiger 2WD, F Eiger 4WD	02-07	LT14-4/EB14C-4	LTX14-BS/EBX14-BS	-	-		YZF450	04-09	LT7B-4/EB7B-4	-	-	-
	LT-Z400QuadSport	03-09	LT9-4/EB9-4	LTX9-BS/EBX9-BS	-	-		YZF450V	-09	LT7B-4/EB7B-4	-	-	-
300	LT300E QuadRunner, 300E	87-89	LT14A-4	LTX14AH-BS	LB14A-A2	-	400	YFM400FG Grizzly	07-08	LT14A-4/EB14A-4	LTX14AH-BS	-	-
	LT-F300FKingQuad	99-02	LT14A-4	LTX14AH-BS	LB14A-A2	-		YFM400FW Kodiak Automatic	03-06	LT14A-4/EB14A-4	LTX14AH-BS	-	-
	LT-F300FKingQuad, (CN,Opt)	99-02	-	LTX24H-BS	L50-N18A-A	-		YFM400FW Kodiak Automatic	96-02	LT20-3/EB20-3	LTX20L-BS	-	-
280	LT-F4WDX, KingQuad	91-99	LT14A-4	LTX14AH-BS	LB14A-A2	-		YFM400FW Kodiak Automatic	93-95	LT14A-4/EB14A-4	LTX14AH-BS	LB14A-A1	-
	LT-F4WDX, KingQuad (CN,Opt)	91-99	-	LTX24H-BS	L50-N18A-A	-		YFM400FB BigBear	00-09	LT20-3/EB20-3	LTX20L-BS	-	-
250	LT-4WD, QuadRunner	87-99	LT14A-4	LTX14AH-BS	LB14A-A2	-		YFM400FWN BigBear 4WD	00-03	LT20-3/EB20-3	LTX20L-BS	-	-
	LT-4WD, QuadRunner (Opt)	87-99	-	LTX24H-BS	L50-N18A-A	-	350	Bruin	04-06	LT14A-4/EB14A-4	LTX14AH-BS	-	-
	LT-F250 QuadRunner	88-01	LT14A-4	LTX14AH-BS	LB14A-A2	-		YFM350ER Moto 4	87-95	LT14A-4/EB14A-4	LTX14AH-BS	LB14A-A1	-
	LT-F250QuadRunner, (Opt)	88-01	-	LTX24H-BS	L50-N18A-A	-		YFM350FW BigBear 4WD	87-99	LT14A-4/EB14A-4	LTX14AH-BS	LB14A-A1	-
	LT-F250,F Ozark	02-09	LT12-4/EB12-4	LTX12-BS	-	-		YFM350FX Wolverine	95-05	-	-	LB12C-A	-
	LT-F250FQuadRunner	99-02	LT14A-4	LTX14AH-BS	LB14A-A2	-		YFM350U BigBear 2WD	96-99	LT14A-4/EB14A-4	LTX14AH-BS	LB14A-A1	-
	LT-F250F QuadRunner(CN,Opt)	99-02	-	LTX24H-BS	L50-N18A-A	-		YFM350X Warrior	87-03	-	-	LB12C-A	-
	LT-Z250QuadSport	04-09	LT9-4/EB9-4	LTX9-BS/EBX9-BS	-	-		YFP350 TerraPro	88	LT14A-4/EB14A-4	LTX14AH-BS	LB14A-A1	-
	LT250EFQuadRunner	85-86	-	LTX24H-BS	L50-N18A-A	-		YFM350FX Wolverine	06-08	LT14A-4/EB14A-4	LTX14AH-BS	-	-
230	LT-F230QuadRunner	86-87	-	-	LB10A-A2	-		YFM350FG Grizzly	07-09	LT14A-4/EB14A-4	LTX14AH-BS	-	-
	LT230E QuadRunner	88-93	LT12-4/EB12-4	LTX12-BS/EBX12-BS	-	-		YFM350R Raptor	04-09	EBZ10A-4	-	-	-
	LT230GE QuadRunner	85-86	-	-	LB10A-A2	-	250	YFM250B BigBear	07-08	LT14A-4/EB14A-4	LTX14AH-BS	-	-
160	LT-F160QuadRunner	91-01	-	-	LB9A-A	-		YFM250B Bruin	05-06	LT14A-4/EB14A-4	LTX14AH-BS	-	-
	LT-F160QuadRunner	03-04	-	-	LB9A-A	-		YFM250R Raptor	08-09	EBZ7-3	-	-	-
	LT160E QuadRunner	89-94	-	-	LB9A-A	-		YFB250 Timber Wolf 2WD	92-98	-	-	LB12C-A	-
90	LTZ90 QuadSport	07-09	LT7A-4/EB7A-4	LTX7A-BS/EBX7A-BS	-	-		YFB250FW Timber Wolf 4WD	94-00	-	-	LB12C-A	-
80	LT80 QuadSport 80	87-06	LT5-3/EB5-3	LTX5L-BS/EBX5L-BS	-	-		YFM250 Bear Tracker	99-04	LT14A-4/EB14A-4	LTX14AH-BS	LB14A-A2	-
50	QuadSport Z50	06-09	LT5-3/EB5-3	LTX5L-BS/EBX5L-BS	-	-		YFM250 Moto 4	89-91	LT14A-4/EB14A-4	LTX14AH-BS	LB14A-A1	-
YAMAHA							YAMAHA						
700	YFM700FG Grizzly	07-09	LT20-3/EB20-3	LTX20L-BS	-	-	230	YFU-IT Pro-Hauler	89	LT14A-4/EB14A-4	LTX14AH-BS	LB14A-A1	-
	YFM700R Raptor	06-09	LT9B-4/EB9B-4	-	-	-		YFM225 Moto 4	86-88	LT14A-4/EB14A-4	LTX14AH-BS	LB14A-A1	-
660	YFM660FW Grizzly	02-08	LT20-3/EB20-3	LTX20L-BS	-	-							
	YFM660R Raptor	01-05	LT14-4/EB14C-4	LTX14-BS	-	-							
600	YFM600FW Grizzly	98-01	LT20-3/EB20-3	LTX20L-BS	-	-							

• See Battery supplier CrossReference



ALL TERRAIN VEHICLE BATTERY APPLICATIONS

CC	Model	Year	Factory Activated Maintenance Free	Dry Charged Maintenance Free	High Performance	Conventional	CC	Model	Year	Factory Activated Maintenance Free	Dry Charged Maintenance Free	High Performance	Conventional
YAMAHA							YAMAHA						
	YTM225DR Tri-Moto	85-86	LT14A-4/EB14A-4	LTX14AH-BS	LB14A-A1	-	125	YFA-1 Breeze	89-04	-	-	LB12C-A	-
	YTM225DX Tri-Moto	83-85	LT14A-4/EB14A-4	LTX14AH-BS	LB14A-A1	-		YFM125S G	04-08	-	-	LB12C-A	-
200	YFM200 Moto 4	85	LT14A-4/EB14A-4	LTX14AH-BS	LB14A-A1	-	100	YFM100 Champ	87-91	-	-	-	12N7D-3B
	YFM200DX Moto 4	86-89	LT14A-4/EB14A-4	LTX14AH-BS	LB14A-A1	-	80	YFM Grizzly	05-08	-	-	-	12N7D-3B
	YTM200, E,ER Tri-Moto	83-85	LT14A-4/EB14A-4	LTX14AH-BS	LB14A-A1	-		YFM80 Badger	85-01	-	-	-	12N7D-3B
								YFM80R Raptor 80	02-08	-	-	-	12N7D-3B
							50	YFM50 Raptor	04-09	-	-	-	12N7D-3B



EUROPEAN AND OTHER MOTORCYCLE BATTERY APPLICATIONS

CC	Model	Year	Battery Type	CC	Model	Year	Battery Type
APRILIA				BENELLI			
1000	ETV Caponord	02-03	LTX14-BS/EBX14-BS*	900	900 (6 Cilindri)	-	L60-N24AL-B
	RST Futura	01-04	LTX12-BS/EBX12-BS*	650	650 Tornado U.T.	-	LB12A-A
	RSV 1000 Mile SP	99	LTX12-BS/EBX12-BS*	250	250 (4 Cilindri)	-	LB12A-A
	RSV 1000 Factory	04-09	LTX12-BS/EBX12-BS*		250-2C	-	6N11A-1B
	RSV 1000 Mile R	01-05	LTX12-BS/EBX12-BS*	125	125 Cross	-	6N11A-1B
	RSV 1000 Mile	01-09	LTX12-BS/EBX12-BS*		125 Custom Guzzi	-	12N5.5-4A
	RSV 1000 Mile	00	LTX12-BS/EBX12-BS*		125 Guzzi	-	12N5.5-4A
	Tuono	03-09	LTX12-BS/EBX12-BS*		125 Jarno (c/avv.)	-	LB9-B
	SL Falco	01-03	LTX14-BS/EBX14-BS*		125 Scooter Benelli	-	LB9L-B
850	MANA850	09	LTX14-BS/EBX14-BS*		125-2 CSE	-	6N11A-1B
750	Shiver	09	LTX14-BS/EBX14-BS*		125CS	-	LB9-B
650	Pegaso	00	LB12AL-A		125T Sport	-	6N11A-1B
600	Tuareg, Wind	87-88	LB14L-A2*	50	Devil 50 (c/avv.)	-	LB4L-B
500	Scarabeo	04-05	LB14L-A2*		KBX 50 Race	-	LB4L-B
	Atlantic	03-05	LB14L-A2*		Scooty LX/DLX	-	LB4L-B
350	Tuareg, Wind	87-88	LB14L-A2*	BIG DOG			
250	RS250	00-04	LB4L-B*	1750	Boxer	01-02	LTX20L-BS/EBX20L-B*
200	Atlantic	04-05	LB12AL-A		Bulldog	98-02	LTX20L-BS/EBX20L-B*
150	Scarabeo	00-04	LB12AL-A		Husky, Husky XT	99-02	LTX20L-BS/EBX20L-B*
	Mojito	04-05	LTX7L-BS/EBX7L-BS*		Mastiff	01-02	LTX20L-BS/EBX20L-B*
	Leonardo	00-03	LB12AL-A		Pit bull	98-02	LTX20L-BS/EBX20L-B*
125	Tuareg, Wind	88	LB9-B		Prosport,Prosport 18	99-02	LTX20L-BS/EBX20L-B*
50	RS50	00-05	LB4L-B*		Vintage- Classic,Light, Sport	99-01	LTX20L-BS/EBX20L-B*
	SR50	00-01	LB4L-B*		Woft	00-02	LTX20L-BS/EBX20L-B*
	SR50 Ditech	01-05	LTX5L-BS/EBX5L-BS*	1570	Vintage- Cl assic,Light, Sport	99	LTX20L-BS/EBX20L-B*
	Scarabeo	00-03	LB4L-B*	1442	AeroglideAerosport	98-99	LTX20L-BS/EBX20L-B*
	Mojito	04-05	LB4L-B*		Bulldog	98	LTX20L-BS/EBX20L-B*
	Rally	04-05	LB4L-B*		Pitbull	98-99	LTX20L-BS/EBX20L-B*
ATK					Prosport,Prosport 18*	98	LTX20L-BS/EBX20L-B*
	All Electric Start Models	91-95	LTX9-BS/EBX9-BS*		Vintage- Classic,Light, Sport	98	LTX20L-BS/EBX20L-B*
	All Electric Start Models	96-01	LTX7L-BS/EBX7L-BS*	1340	Aeroglide &Aerosport*	97	LTX20L-BS/EBX20L-B*



EUROPEAN AND OTHER MOTORCYCLE BATTERY APPLICATIONS

CC	Model	Year	Battery Type	CC	Model	Year	Battery Type
BIG DOG				BMW			
	Coyote	95-96	LTX20L-BS/EBX20L-BS*		R50/5	70-73	12C16A-3B
	Proglide	95-00	LTX20L-BS/EBX20L-BS*		R60/S Twin Cylinders	55-69	B38-6A
	Vintage- Classic,Light, Sport	95-97	LTX20L-BS/EBX20L-BS*	260	R26, R27 Single Cylinder	55-69	6N11A-1B
BIMOTA					R26		B39-6
1100	SB6, SB7	95-97	LTX7L-BS/EBX7L-BS(x2)*	BSA			
	SB6R	97-99	LTX12-BS/EBX12-BS*		250350400,441, 500 (12V)		LB7-A
1000	YB8/YB10	92-95	LB14L-A2*		600, 650, 750 (12V)		LB7-A
	YB11	96-99	LTX12-BS/EBX12-BS*		250, 350, 650 (6V)		B39-6
996	SB8R, SB8RS	98-00	LTX12-BS/EBX12-BS*		500 Gold Star		B38-6A
900	DB2	93-95	LB14-A2*		Rocket 750, Thunderbolt		LB9L-B
	DB2 Final Edition	97	LB14-A2*		Spitfire HK35,Starfire B25		LB9L-B
	DB3 Mantra	97-99	LTX7L-BS/EBX7L-BS(x2)*	CAGIVA			
	Tesi	91-95	LB14-A2*	900	Elefant E900		LB16B-A1
BMW				750	Elefant	94-97	LB16-B*
1200	K1200R,S	05-09	LTX14-BS/EBX14-BS*		Elefant Bifaro	89	LB14L-A2*
	R1200GS,S,R	05-09	LTX14-BS/EBX14-BS*	500	T4 E Elefant	88-	LB14L-A2*
	K1200LT		12C16A-3A*	350	Elefant 2 Cyl.	86-	LB14L-A2*
	R1200LT,GT	05-09	12C16A-3A*		T4 E Elefant, W12	87-	LB14L-A2*
	K1200LT,GT,RS,S	99-05	12C16A-3A*		T4R	87-	LB3L-A
	K1200RS	05-09	12C16A-3A*	125	Crouser	87-88	LB9-B
	K1200RS	97-05	12C16A-3A*		Freccia C9/ C10R/C12R	87-90	LB9-B
	R1200C	98-05	12C16A-3A*		Lawson	90-97	LB9-B
	R1200RT	05-09	12C16A-3A*		Mito	90-97	LB9-B
1150	R1150GS,R	00-05	12C16A-3A*		N90	97	LB9-B
1100	R1100LT/RS	90-95	12C16A-3A*		Roadster	94-97	LB9-B
	R1100GS	94-00	12C16A-3A*		Supercity	91-97	LB9-B
	R1100R	94-00	12C16A-3A*	50	City, Lucky, Explorer	94-97	LTX4L-BS/EBX4L-BS*
	R1100RS, RT	93-00	12C16A-3A*		K3, W4	-98	LB4L-B*
	R1100S	99-00	12C16A-3A*	CAN-AM			
1000	All 'K' Models	83-93	L60-N30L-A*	250	Spyder	08-09	LT24-3/EB24-3†
	R100/7	76-84	L60-N30L-A*	250	All Models	96-01	12N5-4B
	R100GS,PD,R,RS,RT	87-95	L60-N30L-A*	175	All Models	96-01	12N5-4B
	R100CS	76-84	L60-N30L-A*	125	All Models (Except Roadster & Supercity)	96-01	12N5-4B
900	R90/6, R90S	69-76	L60-N30L-A*	CCM			
850	R850R	95-97	12C16A-3A*	600	All Electric Start Models	96-01	LTX9-BS/EBX9-BS*
800	F800ST, GS	09	LTX14-BS/EBX14-BS*	DAZON			
	R80, R80RT	84-95	L60-N30L-A*	150	Raider-Adventure	02-03	12N5-4B
	R80GS, R80ST	80-96	12C16A-3B		Raider- Classic	04	LTX9-BS/EBX9-BS*
	R80/7, R80RT	78-84	L60-N30L-A*		Raider-Max	04	LTX9-BS/EBX9-BS*
750	K75, RT	85-95	L60-N30L-A*	125	Scorpion	04	LTX9-BS/EBX9-BS*
	K75C, S	85-95	12C16A-3B	50	Diamondback	03-04	LTX4L-BS/EBX4L-BS*
	R75/5	70-73	12C16A-3B		Stinger	03-04	LB7-A
	R75/7	76-84	L60-N30L-A*	DERBI			
	R75/6	69-76	L60-N30L-A*		All Models		LB4L-B*
700	R69- R69S	55-69	B38-6A	DUCATI			
650	F650GS	09	LTX14-BS/EBX14-BS*	1200	12, S, Multistrada	07	LT12B-4/EB12B-4
	F650	93-00	LB12AL-A	1100	Monster 110	09	LT12B-4/EB12B-4
	R65	84-95	L60-N30L-A*		1100, S, Multistrada,Hypermotard	07-09	LT12B-4/EB12B-4
	R65LS	78-84	12C16A-3B		Street Fighter, S	09	LT12B-4/EB12B-4
600	R60, R60/2 Twin Cylinders	55-69	B38-6A	DUCATI			
	R60/5	70-73	12C16A-3B	1098	1098	07-09	LT12B-4/EB12B-4
	R60/6, R60/7	69-84	L60-N30L-A*		All Other Models	01-09	LT12B-4/EB12B-4
500	R60/2 Twin Cylinders	55-69	B38-6A	1000	Desmosedici RR	08-09	LT12B-4/EB12B-4

* Please see battery cross reference chart
† Must use factory activated battery.



EUROPEAN AND OTHER MOTORCYCLE BATTERY APPLICATIONS

CC	Model	Year	Battery Type	CC	Model	Year	Battery Type
DUCATI				GILERA			
1098	1098	07-09	LT12B-4/EB12B-4	600	Nordwest	93	LB14L-A2*
	All Other Models	01-09	LT12B-4/EB12B-4		RC 600C	93	LB14L-A2*
1000	Desmosedici RR	08-09	LT12B-4/EB12B-4		Top Rally, XRT		LB14L-A2*
	Biposto, GT, ST3	07	LT12B-4/EB12B-4	500	Dakota Kick-Start		12N5.5-3B
998	998,999	02-07	LT12B-4/EB12B-4		Dakota E-Starter		LB10L-A2
996	Monoposto,Biposto, S	01-07	LT12B-4/EB12B-4	350	Dakota Kick-Start		12N5.5-3B
	996, S, SPS	99-00	LB16AL-A2		Dakota E-Starter		LB10L-A2
944	ST2	01-07	LT12B-4/EB12B-4		ER Kick-Start		12N5.5-3B
	Suport Touring 2(ST2)	97-00	LB16AL-A2		ER E-Starter		LB10L-A2
916	Biposto, Senna, Strada	94-98	LB16AL-A2		XRT		LB14L-A2*
	I.E., SP, SPS	94-98	LB16AL-A2	250	Arizona Rally		LB10L-B
	Monster S4	01-02	LT12B-4/EB12B-4		RV NGR Kick-Start		12N5.5-3B
	ST4	01-07	LT12B-4/EB12B-4		RV NGR E-Starter		LB10L-B
	ST4	99-00	LB16AL-A2		Arizona		12N5.5-3B
907	I.E. Paso	90-94	LB16-B*		Arizona		LB9-B
906	Paso	90-92	LB16-B*		Fast Bike		12N5.5-3B
900	Monster	01-07	LT12B-4/EB12B-4		Fast Bike		LB9-B
	Monster	94-00	LB16AL-A2		RTX, RV, RX Kick-Start		12N5.5-3B
	SS Kick-Starter	-81	LB12A-A		RTX, RV, RX E-Starter		LB9-B
	SS Replica	-81	LB12A-A		T4		12N5.5-3B
	SS Supersport,Replica	82-	LB14L-A2*		Motocarro		B38-6A
	SS	01-07	LT12B-4/EB12B-4	125	Apache Kick-Start		12N5.5-3B
	SL	92-96	LB16AL-A2		Apache E-Starter		LB9-B
	Supersport FE	97-98	LB16AL-A2		Arizona Kick-Start		12N5.5-3B
888	SP, SP II,SP IV,SP V	90-95	LB16AL-A2		Arizona Kick-Start		LB9-B
860	GT, GTS		L60-N24AL-B*		Arizona E-Starter		LB9-B
	Kick-Start		LB12A-A		Crona Kick-Start		12N5.5-3B
851	Superbike	90-91	LB16AL-A2		Crona E-Starter		LB9-B
	S Superbike	91-92	LB16AL-A2		CX Kick-Start		12N5.5-3B
848	848	09	LT12B-4/EB12B-4		CX E-Starter		LB9-B
800	800SS	07	LT12B-4/EB12B-4		Fast Bike Kick-Start		12N5.5-3B
750	F1, Montjuich, Paso	87-90	LB14L-A2		Fast Bike E-Starter		LB9-B
	GT, Laguna Seca		L60-N24AL-B*		Freestyle Kick-Start		12N5.5-3B
	Indiana		LB14L-A2*		Freestyle E-Starter		LB9-B
	Monster	01-07	LT12B-4/EB12B-4		GFR Kick-Start		12N5.5-3B
	Sport	89-90	LB16AL-A2		GFR E-Starter		LB9-B
750	SS Supersport Kick-Str.		LB12A-A		KK, KZ Kick-Start		12N5.5-3B
	SS	01-07	LT12B-4/EB12B-4		KK, KZ E-Starter		LB9-B
	SS	90-00	LB16AL-A2		MX1, MXR Kick-Start		12N5.5-3B
748	Monoposto,Biposto, S	01-07	LT12B-4/EB12B-4		MX1, MXR E-Starter		LB9-B
	Strada Biposto,SP, SPS	97-00	LB16AL-A2		Nebraska Kick-Start		12N5.5-3B
696	Monster	09	LT12B-4/EB12B-4		Nebraska E-Starter		LB9-B
695	Multi strada	07	LT12B-4/EB12B-4		R1, R1S Kick-Start		12N5.5-3B
650	Alazzurra, Indiana,Pantah		LB14L-A2*		R1, R1S E-Starter		LB9-B
600	Monster		LT12B-4/EB12B-4		RC Rally		LB10L-B
	Pantah	01-07	LB14L-A2*		RTX,RV,RX Kick-Start		12N5.5-3B
	TL		LB14L-A2*		RTX,RV,RX E-Starter		LB9-B
500	GTL, GTV		L50-N18L-A3*		SPO1, SPO2 Kick-Start		12N5.5-3B
	Pantah		LB14L-A2*		SPO1, SPO2 E-Starter		LB9-B
	Sport		L50-N18L-A3*		TopRally Kick-Start		12N5.5-3B
					TopRally E-Starter		LB9-B
GAS GAS					Typhoon		LB7-A
370	Pampera	97	LTX4L-BS/EBX4L-BS*		XR1, XR2 Kick-Start		12N5.5-3B
320	Pampera	98-01	LTX4L-BS/EBX4L-BS*		XR1, XR2 E-Starter		LB9-B
250	Pampera	96-01	LTX4L-BS/EBX4L-BS*				



EUROPEAN AND OTHER MOTORCYCLE BATTERY APPLICATIONS

CC	Model	Year	Battery Type	CC	Model	Year	Battery Type
GILERA (Continued)				KTM			
50	Bullit, Easy Moving, Runner	-97	LB4L-B*		LC4 E/XC	96-98	LTX9-BS/EBX9-BS*
	Eaglet	95-97	LB4L-B*		RXC LC4	96-01	LTX9-BS/EBX9-BS*
	GSA E- Starter		LB4L-B*	250	EXC Racing	05-09	LTX5L-BS/EBX5L-BS*
	Runner	-97	LB4L-B*		EXC Racing	03-05	EBZ5-3
	Sioux E- Starter		LB4L-B*		EXF	05-09	LTX5L-BS/EBX5L-BS*
	Stalker, Storm, Top Rally		LB4L-B*	MBK			
	Typhoon	-97	LB4L-B*	250	Skyliner	01	LB7L-B
HUSABERG					Skyliner	99-00	EBZ7-3
	All Electric Start Models	01-02	LTX5L-BS/EBX5L-BS*	150	Vertex	99-00	LTX7A-BS/EBX7A-BS*
	All Electric Start Models	97-00	LTX9-BS/EBX9-BS*	125	Doodo	01	LB7L-B
HUSQVARNA					Flame, Flame R	01	LB7C-A
580	TE610E, SM610S	00-01	LTX14-BS/EBX14-B*		Flame, Flame R	95-97	LTX7A-BS/EBX7A-BS*
450	TE450/TC450	09	EBZ7-3		SkylineSkyliner,	01	12N7-3B*
400	TE410E	00-01	LTX14BS/EBX14-BS*	100	Booster	01	LB4L-B*
HYOSUNG MOTORS					Booster	99-00	LTX5L-BS/EBX5L-BS*
650	GT650,R,S	09	LTX14-BS/EBX14-B*		Nitro, Ovetto	01	LB4L-B*
	GV650,SE	09	LT14B-4/EB14B-4		Nitro, Ovetto	99-00	LTX5L-BS/EBX5L-BS*
250	GT250,R	09	LTX14-BS/EBX14-B*	80	Evolis	95-98	LB4L-B*
	GV250	09	LTX9-BS/EBX9-BS*	50	Booster	93-97	LB4L-B*
125	XR125	All	LTX7A-BS/EBX7A-BS*		Evolis	98	LB4L-B*
KASEA					Flipper, Nitro, Ovetto, Stunt	01	LB4L-B*
125	RX125	All	LTX7A-BS/EBX7A-BS*	MOTO GUZZI			
KTM				1200	Norge	09	LTX20CH-BS/EBX20CH-BS
1090	RC8	09	EBZ14A-4		Sport, ABS	09	LTX20CH-BS/EBX20CH-BS
990	Super Duke	03-09	EBZ14A-4		Breva, Griso	05-09	LTX20CH-BS/EBX20CH-BS
	Supermoto	09	EBZ14A-4	1100	Breva, Griso	05-06	LTX20CH-BS/EBX20CH-BS
950	Adventure	03-09	EBZ14A-4		1100 California(CA)	03-05	LTX15L-BS/EBX15L-BS*
	Superenduro	09	EBZ14A-4		1100 California, Special, Jackal, Stone, EV	94-05	L60-N30L-A*
	Supermoto	09	EBZ14A-4		Quota 1100 ES	99-02	LT15-3/EB15-3†
690	Duke	09	EBZ10A-4		Sport 1100i	97-99	LT15-3/EB15-3†
	Supermoto	09	EBZ10A-4		V11 Bassa	99-00	L60-N30L-A*
640	Adventurer, Duke, RXC LC4 Super Moto	99-02	LTX9-BS/EBX9-BS*		V11 EV	98-99	L60-N30L-A*
	DUKE II, LC4, Adventure	03-08	EBZ10A-4		VII Le Mans, Sport	99-05	LT15-3/EB15-3†
625	SMC, SXC	03-09	EBZ10A-4	1000	California III	89-93	L60-N24AL-B*
620	Adventure, Duke, LC4	96-98	LTX9-BS/EBX9-BS*		Convert		L60-N24AL-B*
530	EXC Racing	03-05	EBZ5-3		Daytona		L60-N24AL-B*
	EXC Racing(Late05)	05-09	LTX5L-BS/EBX5L-BS*		Le Mans		L60-N24AL-B*
	XC-W	09	LTX5L-BS/EBX5L-BS*		Mille		L60-N24AL-B*
525	525 EXC Racing	05	EBZ5-3		1000NT		L60-N24AL-B*
520	E/XC, M/XC Racing 4-Stroke	00-02	LTX4L-BS/EBX4L-BS*		Quota		L60-N24AL-B*
	E/XC, M/XC Racing 4-Stroke (Opt)	00-02	LTX5L-BS/EBX5L-BS*		V10 Centauro Sport, GT	99-	LT15-3/EB15-3†
450	EXC Racing	03-05	EBZ5-3	850	Le Man		L60-N24AL-B*
	EXC Racing	05-09	LTX5L-BS/EBX5L-BS*		T3, T4, T5		L60-N24AL-B*
	SX-F, XC-F, XC-W	09	LTX5L-BS/EBX5L-BS*	750	Breva	04-09	LTX14AHL-BS/EBX14AHL-BS*
400	EXC Racing	05-09	LTX5L-BS/EBX5L-BS*		Nevada		LB18L-A*
	EXC Racing	03-05	EBZ5-3		NTX		LB18L-A*
	XC-W	09	LTX5L-BS/EBX5L-BS*		Strada		LB18L-A*
	EXC Racing 4-Stroke	00-02	LTX4L-BS/EBX4L-BS*		V7		L60-N24AL-B*
	EXC Racing 4-Stroke(Opt)	00-02	LTX5L-BS/EBX5L-BS*	650	V75		LB18L-A*
					NTX		LB18L-A*
					V65		L60-N24AL-B*
					V65 Florida		LB18L-A*

*Please see battery supplier cross reference

† Must use factory activated battery

* Part number EBZ10A-4 can be used as an optional upgrade, but spacer from MV must be used.



EUROPEAN AND OTHER MOTORCYCLE BATTERY APPLICATIONS

CC	Model	Year	Battery Type	CC	Model	Year	Battery Type
MOTO GUZZI				PIAGGIO-VESPA			
500	Falcone		B38-6A		PX125*		LB9-B
	Falcone u.t.		LB18L-A*		PX125+80E		12N5.5-3B
	V50		L60-N24AL-B*		PX125+80E-AREC		12N5.5-3B
MuZ					PX125+80E-ARC		LB9-B
660	Baghira, Mastiff	98	LB9L-A1		PX125T5*		LB9-B
	Skorpion	95-01	LB9L-A1		PX150E*		LB9-B
125	All Models	All	LB9L-A1		PX150E-ARC		LB9-B
MV AGUSTA					PX200-ARC		LB9-B
1000	F4	05-09	EBZ10A-4		PX200E-ARC*		12N5.5-3B
910	Brutale	06-09	EBZ10A-4		PX200GS*		LB9-B
750	F4, Brutale	00-08	EB12A-BS*		Quartz, Sacto, Sfera 50, Sfera 80, Skipper 125/150		LB4L-B*
NORTON					Vespa 50 Elestart*		6N11A-1B(x2)
850	850 Commando, Commando (75)		LB14L-A2*		Vespa 125 Sprint		B39-6
750	750 Ranger Commando		LB9-B		Vespa 150 GL*		B39-6
350	350 Navigator		6N11A-1B		Vespa 150 FL/ FL2(c/av.)		LB7-A
OZBIKE					Zip - Zip (Fast Rider)		LB4L-B*
	All Models	All	LTX5L-BS/EBX5L-BS*	PUCH			
PANDAMOTOR SPORTS					Cobra 80		B39-6
70	Trail Rider	99-02	LTX4L-BS/EBX4L-BS*		Cobra GTL, Daytona NS50, Monza		B39-6
50	Com-ute	96-02	6N4-2A		Lido SL50, Lido Vario		LB4L-B*
	Cub	96-99	LTX4L-BS/EBX4L-BS*		Monza GP, Monza GX, Monza X		B39-6
	Fun Rider	96-02	6N2-2A	ROYAL ENFIELD			
	Retro	01-02	LB7-A	500	All Kick-Start Models	95-99	LB7-A
36	Com-ute	98-01	6N4-2A		All Kick-Start Models	00-03	LB5L-B
PEUGEOT					All Electric Start Models	00-03	LB14L-A2*
150	Elyseo	98	LB12AL-A	350	All Kick-Start Models	95-99	LB7-A
125	Elyseo	98	LB12AL-A		All Kick-Start Models	00-03	LB5L-B
	SV, SV Geo	93-97	LB5L-B		All Electric Start Models	00-03	LB14L-A2*
100	Speedfighter, Trakker	98	LTX5L-BS/EBX5L-BS*	SYM			
	SV, SV Geo	97	LB5L-B	50	Red Devil	01	LTX4L-BS/EBX4L-BS*
80	SV, SV Geo	93-96	LB5L-B	TGB / VINKING			
50	Buxy, RS	96-97	LB4L-B*	150	All Models	00	LB4L-B*
	Elyseo	98	LB4L-B*	125	All Models	00	LB4L-B*
PIAGGIO-VESPA				90	All Models	00	LB4L-B*
	APE CAR, MP, MPR, P602		L60-N24AL-B*	50	All Models	00	LB4L-B*
	Ape 50 FL	93	LB9-B	TRIUMPH			
	Boxer, Bravo, Ciao		B39-6	2300	Rocket 3	03-09	LTX20L-BS/EBX20L-BS*
	Cosa 2		LB7-A	1200	Trophy	00-04	LTX14-BS/EBX14-BS*
	Cosa CLX 125(c/cvv.)		LB7-A		All Other Models	93-99	LB14L-A2*
	Cosa CLX 150(c/avv.)		LB7-A	1050	Tiger	07-09	LT12B-4/EB12B-4
	Cosa CLX 200(c/avv.)		LB7-A		Triple	05-07	EB12A-BS
	Free		LB4L-B*		Spirit	05-09	LTX12-BS/EBX12-BS*
	Hexagon 125/150		LB9-B		Speed Triple	05-09	LTX12-BS/EBX12-BS*
	NRG 50		LB4L-B*	1000	Daytona	92-93	LB14L-A2*
	P125ETES, P125TS		LB7-A	955	Daytona 955i, Speed Triple, Sprint ST	99-04	LTX14-BS/EBX14-BS*
	P200E (c/avv.)		LB9-B		Sprint RS	00-04	LTX14-BS/EBX14-BS*
	PK50, PK50-C.A., PK50N, PK50XL		LB7-A		Tiger	02-06	LTX14-BS/EBX14-BS*
	PK80S-C.A.		LB7-A		All Other Models	96-97	LB14L-A2*
	PK125FL, PK125SS, PK125XL		LB7-A	900	Bonneville	06-07	LTX12-BS/EBX12-BS*



EUROPEAN AND OTHER MOTORCYCLE BATTERY APPLICATIONS

CC	Model	Year	Battery Type	CC	Model	Year	Battery Type
TRIUMPH				TRIUMPH			
	Scrambler	06-07	LTX12-BS/EBX12-BS • 6N11A-1B	650	T120 Bonneville		LB7L-B
	T90			600	600 (12V)		B39-6(x2)
	Tiger	99-01	LTX14-BS/EBX14-BS •		6T, T20B		6N11A-1B
	Thrupton	03-07	LTX12-BS/EBX12-BS •		Daytona 600	03-05	LTX9-BS/EBX9-BS •
	Thunderbird	02-03	LB14L-A2 •		TT600	00-03	LTX12-BS/EBX12-BS •
	All Other Models	91-01	LB14L-A2 •	500	500 (12V)		B39-6(x2)
865	America	09	LTX12-BS/EBX12-BS •		5TA, TR5A/R		6N11A-1B
	Bonneville T100, SE	09	LTX12-BS/EBX12-BS •	350	350 (6V)		6N11A-1B
	Scrambler	09	LTX12-BS/EBX12-BS •		350 (12V)		B39-6(x2)
	Speedmaster	09	LTX12-BS/EBX12-BS •		350 3TA, Twenty One		B38-6A
800	Bonneville	01-05	LTX12-BS/EBX12-BS •	250	Tigress (6V)		6N11A-1B
	Speedmaster	03-05	LTX12-BS/EBX12-BS •		Tigress (12V)		6N11A-1B(x2)
750	Bonneville, Tiger		LB9-B	200	Tiger		6N11A-1B
	T150 Trident		LB7L-B	183	Tigress		6N11A-1B
	All Other Models	93-97	LB14L-A2 •	173	Tigress		6N11A-1B
675	Daytona 675	06-09	LT7B-4/EB7B-4	150	Trident		LB7L-B
	Street triple	09	LTX9-BS/EBX9-BS •	120	Bonneville		LB7L-B



SNOWMOBILE BATTERY APPLICATION

CC	Model	Year	Factory Activated Maintenance Free	Dry Charged Maintenance Free	High Performance	Conventional	CC	Model	Year	Factory Activated Maintenance Free	Dry Charged Maintenance Free	High Performance	Conventional
ARCTIC CAT							ARCTIC CAT						
	4 Stroke Trail, Touring	02-03	LT24-3/EB24-3	LTX24HL-BS EBX24HL-BS	L50-N18L-A2	-		EXT	89-91	EB16B-3	EB16BL-BS	LB16L-B	-
	Bearcat 340, 440	95-00	LT14A-4/EB14A-4	LTX14AH-BS EBX14AH-BS	LB14-A2	-		EXT	92-94	LT14A-3/EB14A-3	LTX14AHL-BS EBX14AHL-BS	LB14L-A2	-
	Bearcat 570	04-07	LT24-3/EB24-3	LTX24HL-BS EBX24HL-BS	L50-N18L-A2	-		EXT Dix (EFI)	97-98	LT24-3/EB24-3	LTX24HL-BS EBX24HL-BS	L50-N18L-A2	-
	Bearcat WT	95-02	LT20-4/EB20-4#	LTX20-BS EBX20-BS#	LB18-A	-		EXT (EFI)	95-97	-	-	LB7-A	12N7-4A
	Bearcat WT	03-04	LT24-3/EB24-3	LTX24HL-BS EBX24HL-BS	L50-N18L-A2	-		EXT (EFI)	98	LT20-4/EB20-4#	LTX20-BS EBX20-BS#	LB18-A	-
	Bearcat WT	05-07	LT24-3/EB24-3	LTX24HL-BS EBX24HL-BS	-	-		EXT 600	97-98	LT20-4/EB20-4#	LTX20-BS /EBX20-BS#	LB18-A	-
	Bearcat WT Turbo	06-07	LT24-3/EB24-3	LTX24HL-BS EBX24HL-BS	-	-		EXT (Carb)	95-96	LT20-4/EB20-4#	LTX20-BS EBX20-BS#	LB18-A	-
	Cheetah	86-90	EB16B-3	EB16BL-BS	LB16L-B	-		EXT Special	91-92	LT14A-3/EB14A-3	LTX14AHL-BS EBX14AHL-BS	LB14L-A2	-
	Cheetah	91-93	LT14A-3/EB14A-3	LTX14AHL-BS EBX14AHL-BS	LB14L-A2	-		F5	07	LT20-4/EB20-4#	LTX20-BS EBX20-BS#	LB18-A	-
	Cougar	85-90	EB16B-3	EB16BL-BS	LB16L-B	-		Firecat	03-06	LT24-3/EB24-3	LTX24HL-BS EBX24HL-BS	L50-N18L-A2	-
	Cougar	91-94	LT14A-3/EB14A-3	LTX14AHL-BS EBX14AHL-BS	LB14L-A2	-		Jag AFS	89-91	LT14A-3/EB14A-3	LTX14AHL-BS EBX14AHL-BS	LB14L-A2	-
	Cougar	95-98	LT20-4/EB20-4#	LTX20-BS EBX20-BS#	LB18-A	-		Jag AFS/LT	89-93	LT14A-3/EB14A-3	LTX14AHL-BS EBX14AHL-BS	LB14L-A2	-
	El Tigre 5000	87-88	LT14A-3/EB14A-3	LTX14AHL-BS EBX14AHL-BS	LB14L-A2	-		Jag, Jag Dix	85-93	LT14A-3/EB14A-3	LTX14AHL-BS EBX14AHL-BS	LB14L-A2	-

• Please see battery supplier cross reference



SNOWMOBILE BATTERY APPLICATION

CC	Model	Year	Factory Activated Maintenance Free	Dry Charged Maintenance Free	High Performance	Conventional	CC	Model	Year	Factory Activated Maintenance Free	Dry Charged Maintenance Free	High Performance	Conventional
ARCTIC CAT							ARCTIC CAT						
	Jag, Jag Dix	94-99	LT14A-4/EB14A-4	LTX14AH-BS EBX14AH-BS	LB14-A2	-		Panther 570	02-07	LT24-3/EB24-3	LTX24HL-BS EBX24HL-BS	L50-N18L-A2	-
	Jag Liquid	96	LT14A-4/EB14A-4	LTX14AH-BS EBX14AH-BS	LB14-A2	-		Panther 660	06-07	LT24-3/EB24-3	LTX24HL-BS EBX24HL-BS	L50-N18L-A2	-
	Jag Z	93	LT14A-3/EB14A-3	LTX14AHL-BS EBX14AHL-BS	LB14L-A2	-		Powder Extreme	97-98	LT20-4/EB20-4#	LTX20-BS EBX20-BS#	LB18-A	-
	Jag Z	94	LT14A-4/EB14A-4	LTX14AH-BS EBX14AH-BS	LB14-A2	-		Powder Special	95-97	LT20-4/EB20-4#	LTX20-BS EBX20-BS#	LB18-A	-
	King Cat 900	04-06	LT24-3/EB24-3	LTX24HL-BS EBX24HL-BS	L50-N18L-A2	-		Prowler	90-93	LT14A-3/EB14A-3	LTX14AHL-BS EBX14AHL-BS	LB14L-A2	-
	Lynx	91-93	LT14A-3/EB14A-3	LTX14AHL-BS EBX14AHL-BS	LB14L-A2	-		Prowler	94	-	-	LB7-A	12N7-4A
	Mountain Cat	01	LT20-4/EB20-4#	LTX20-BS EBX20-BS#	LB18-A	-		Prowler 2-Up	95	LT20-4/EB20-4#	LTX20-BS EBX20-BS#	LB18-A	-
	Mountain Cat 500	02	LT20-4/EB20-4#	LTX20-BS EBX20-BS#	LB18-A	-		Prowler Special	91-92	LT20-4/EB20-4#	LTX20-BS EBX20-BS#	LB18-A	-
	Mountain Cat 570	02-04	LT24-3/EB24-3	LTX24HL-BS EBX24HL-BS	L50-N18L-A2	-		Puma	94-96	LT14A-4/EB14A-4	LTX14AH-BS EBX14AH-BS	LB14-A2	-
	Mountain Cat 600	02-04	LT20-4/EB20-4#	LTX20-BS EBX20-BS#	LB18-A	-		Sabercat 500	04-06	LT20-4/EB20-4#	LTX20-BS EBX20-BS#	LB18-A	-
	Mountain Cat 800	02-04	LT24-3/EB24-3	LTX24HL-BS EBX24HL-BS	L50-N18L-A2	-		Sabercat 600, 700	04-06	LT24-3/EB24-3	LTX24HL-BS EBX24HL-BS	L50-N18L-A2	-
	Mountain Cat 900	03-04	LT24-3/EB24-3	LTX24HL-BS EBX24HL-BS	L50-N18L-A2	-		Super Jag	87-88	EB16B-3	EB16BL-BS	LB16L-B	-
	Mountain Cat 1000	02	LT20-4/EB20-4#	LTX20-BS EBX20-BS#	LB18-A	-		Super Jag	89-92	LT14A-3/EB14A-3	LTX14AHL-BS EBX14AHL-BS	LB14L-A2	-
	Pantera	80-85	EB16B-3	EB16BL-BS	LB16L-B	-		T660 Touring	04-06	LT24-3/EB24-3	LTX24HL-BS EBX24HL-BS	L50-N18L-A2	-
	Pantera	86-93	LT14A-3/EB14A-3	LTX14AHL-BS EBX14AHL-BS	LB14L-A2	-		T660 Turbo	04-07	LT24-3/EB24-3	LTX24HL-BS EBX24HL-BS	-	-
	Pantera	94	LT20-4/EB20-4#	LTX20-BS EBX20-BS#	LB18-A	-		T660 Turbo Touring	04-07	LT24-3/EB24-3	LTX24HL-BS EBX24HL-BS	-	-
	Pantera	95-98	LT24-3/EB24-3	LTX24HL-BS EBX24HL-BS	L50-N18L-A2	-		T500, T570	09	LT20-4/EB20-4#	LTX20-BS EBX20-BS#	LB18-A	-
	Pantera	99-01	LT20-4/EB20-4#	LTX20-BS EBX20-BS#	LB18-A	-		Thundrcat	97-02	LT20-4/EB20-4#	LTX20-BS EBX20-BS#	LB18-A	-
	Pantera 550, 600	02-05	LT20-4/EB20-4#	LTX20-BS EBX20-BS#	LB18-A	-		Wildcat (EFI)	93	EB16B-3	EB16BL-BS	LB16L-B	-
	Pantera 800	02-04	LT24-3/EB24-3	LTX24HL-BS EBX24HL-BS	L50-N18L-A2	-		Wildcat (EFI)	95-96	-	-	LB7-A	12N7-4A
	Panther	80-88	EB16B-3	EB16BL-BS	LB16L-B	-		Wildcat MC	94	-	-	LB7-A	12N7-4A
	Panther	89-93	LT14A-3/EB14A-3	LTX14AHL-BS EBX14AHL-BS	LB14L-A2	-		Wildcat Touring	95-96	-	-	LB7-A	12N7-4A
	Panther	94-96	LT14A-4/EB14A-4	LTX14AH-BS EBX14AH-BS	LB14-A2	-		Z	98-01	LT14A-4/EB14A-4	LTX14AH-BS EBX14AH-BS	LB14-A2	-
	Panther 340	97-00	LT14A-4/EB14A-4	LTX14AH-BS EBX14AH-BS	LB14-A2	-		Z 370, 440	02-07	LT14A-4/EB14A-4	LTX14AH-BS EBX14AH-BS	LB14-A2	-
	Panther 370	01-04	LT14A-4/EB14A-4	LTX14AH-BS EBX14AH-BS	LB14-A2	-		Z 570	02-07	LT24-3/EB24-3	LTX24HL-BS EBX24HL-BS	L50-N18L-A2	-
	Panther 370	07	LT14A-4/EB14A-4	LTX14AH-BS EBX14AH-BS	LB14-A2	-		ZL	01	LT20-4/EB20-4#	LTX20-BS EBX20-BS#	LB18-A	-
	Panther 440	97-03	LT14A-4/EB14A-4	LTX14AH-BS EBX14AH-BS	LB14-A2	-		ZL 500	02	LT20-4/EB20-4#	LTX20-BS EBX20-BS#	LB18-A	-
	Panther 550	97-01	LT20-4/EB20-4#	LTX20-BS EBX20-BS#	LB18-A	-		ZL 550, 600	02-03	LT20-4/EB20-4#	LTX20-BS EBX20-BS#	LB18-A	-
								ZL 800	02-03	LT24-3/EB24-3	LTX24HL-BS EBX24HL-BS	L50-N18L-A2	-
								ZR (EFI)	95-96	-	-	LB7-A	12N7-4A



SNOWMOBILE BATTERY APPLICATION

CC	Model	Year	Factory Activated Maintenance Free	Dry Charged Maintenance Free	High Performance	Conventional	CC	Model	Year	Factory Activated Maintenance Free	Dry Charged Maintenance Free	High Performance	Conventional
ARCTIC CAT							YAMAHA						
	ZR 500, 600	01-02	LT20-4/EB20-4#	LTX20-BS EBX20-BS#	LB18-A	-		VX700DX Vmax 700 Deluxe	99-00	LT24-3/EB24-3	LTX24HL-BS EBX24HL-BS	L50-N18L-A3	-
	ZR 800	02-03	LT24-3/EB24-3	LTX24HL-BS EBX24HL-BS	L50-N18L-A2	-		VX700ER Vmax 700 ER	01-02	LT24-3/EB24-3	LTX24HL-BS EBX24HL-BS	L50-N18L-A3	-
	ZR 900	03-06	LT24-3/EB24-3	LTX24HL-BS EBX24HL-BS	L50-N18L-A2	-	600	VT600 Venture 600	97-98	-	-	LB16AL-A2	-
	ZRT	97-02	LT20-4/EB20-4#	LTX20-BS EBX20-BS#	LB18-A	-		VT600 Venture 600	99-06	LT24-3/EB24-3	LTX24HL-BS EBX24HL-BS	L50-N18L-A3	-
BOMBARDIER/SKI-DOO (ERP)													
	All models	-98	LT24-3/EB24-3	LTX24HL-BS EBX24HL-BS	L50-N18L-A3	-		VX600E/DX Vmax 600 LE/ DX	94-96	-	-	LB16AL-A2	-
	All 4-stroke	03	LT24-3/EB24-3	LTX24HL-BS EBX24HL-BS	-	-		VX600ER Vmax 600 ER	02-03	LT24-3/EB24-3	LTX24HL-BS EBX24HL-BS	L50-N18L-A3	-
	CK3 Types	99-03	LT24-3/EB24-3	LTX24HL-BS EBX24HL-BS	L50-N18L-A3	-		VX600XTC Vmax 600 XTC	97-98	-	-	LB16AL-A2	-
	Elite	04-06	LT30-3/EB30-3	EBX30L-BS	-	-		VX600 DX Xmax 600 Deluxe	99-01	LT24-3/EB24-3	LTX24HL-BS EBX24HL-BS	L50-N18L-A3	-
	ZX Types	99-01	LT15-3/EB15-3	LTX15L-BS EBX15L-BS	-	-	570	EX570E Exciter	88-90	-	-	LB16AL-A2	-
	ZX Types	02-03	LT20-3/EB20-3	LTX20L-BS EBX20L-BS	-	-		EX570E Exciter II LE	91-93	-	-	LB16AL-A2	-
KAWASAKI													
	All Models	All	LT24-3/EB24-3	LTX24HL-BS EBX24HL-BS	L50-N18L-A3	-	540	EC540 Excel	79-80	LT24-3/EB24-3	LTX24HL-BS EBX24HL-BS	L50-N18L-A3	-
POLARIS													
750	Wide Track	89-09	LT24-3/EB24-3	LTX24HL-BS/EBX24HL-BS	L50-N18L-A3	-		VK540E, II, III	89-03	-	-	LB16AL-A2	-
	FS/FST	06-09	LT20-3/EB20-3	LTX20L-BS/EBX20L-BS	-	-	500	PZ500DX Phazer 500 Deluxe	01	-	-	LB16AL-A2	-
	Turbo Switchback, Turbo Dragon	06-09	LT20-3/EB20-3	LTX20L-BS EBX20L-BS	-	-		XL540 XLV	85-90	-	-	LB16AL-A2	-
600	IQ Touring	09	LT14A-4/EB14A-4	LTX14AH-BS/EBX14AH-BS	-	-		VT500 Venture 500	97-01	-	-	LB16AL-A2	-
	Indy, Indy Trail	84-91	LT24-3/EB24-3	LTX24HL-BS/EBX24HL-BS	L50-N18L-A3	-		VT500 Venture 500 XL	99-00	-	-	LB16AL-A2	-
	All EFI (RXL, 500 EFI)	93-97	-	-	LB9A-A	-		VX500E Vmax	94-01	-	-	LB16AL-A2	-
	FS/FST	06	LT20-3/EB20-3	LTX20L-BS/EBX20L-BS	-	-	499	Phazer	09	LT14-4/EB14C-4	LTX14BS/EBX14-BS	-	-
	Sprint (Electric Start)	86-90	-	-	L60-N24-A	-		Venture Lite	09	LT14-4/EB14C-4	LTX14BS/EBX14-BS	-	-
	Wide Track	89-05	LT24-3/EB24-3	LTX24HL-BS/EBX24HL-BS	L50-N18L-A3	-	480	PZ480E Phazer Deluxe	84-89	LT14A-3/EB14A-3	LTX14AHL-BS EBX14AHL-BS	LB14L-A2	12N14-3A2
	All Other Models	92-05	LT14A-4/EB14A-4	LTX14AH-BS/EBX14AH-BS	LB14A-A2	-		PZ480E Phazer II LE, SS	90-98	LT14A-3/EB14A-3	LTX14AHL-BS EBX14AHL-BS	LB14L-A2	12N14-3A2
	All Electric Start Kits	85-93	LT24-3/EB24-3	LTX24HL-BS/EBX24HL-BS	L50-N18L-A3	-		VT480 Venture GT	92-93	LT14A-3/EB14A-3	LTX14AHL-BS EBX14AHL-BS	LB14L-A2	12N14-3A2
	All Electric Start Kits	94-05	LT14A-4/EB14A-4	LTX14AH-BS/EBX14AH-BS	LB14A-A2	-		VT480 Venture XL	91-97	LT14A-3/EB14A-3	LTX14AHL-BS EBX14AHL-BS	LB14L-A2	12N14-3A2
YAMAHA													
1049	Nitro Venture	09	LT20-3/EB20-3	LTX20L-BS/EBX20L-BS	-	-	340	CS340 Ovation Deluxe/ LE	89-98	-	LTX14AHL-BS EBX14AHL-BS	LB14L-A2	12N14-3A2
1000	RS1000S,GT,RS	09	LT20-3/EB20-3	LTX20L-BS/EBX20L-BS	-	-		EC340 Excel III	81-88	LT14A-3/EB14A-3	LTX14AHL-BS EBX14AHL-BS	LB14L-A2	12N14-3A2
	Apex	06-08	LT14-4/EB14C-4	LTX14BS/EBX14-BS	-	-		ET340E Enticer	79	LT24-3/EB24-3	LTX24HL-BS/EBX24HL-BS	L50-N18L-A3	-
	RX1000R RX (All Models)	03-05	LT20-3/EB20-3	LTX20L-BS EBX20L-BS	-	-		ET340E Enticer	80	LT14A-3/EB14A-3	LTX14AHL-BS/EBX14AHL-BS	LB14L-A2	12N14-3A2
998	Apex	06-09	LT14-4/EB14C-4	LTX14BS/EBX14-BS	-	-	300	CF300 Inviter	86-90	-	-	LB16AL-A2	-
973	Vector	09	LT20-3/EB20-3	LTX20L-BS/EBX20L-BS	-	-	125	SV125E Sno-Sport	90-91	LT14A-3/EB14A-3	LTX14AHL-BS/EBX14AHL-BS	LB14L-A2	12N14-3A2
	Viking	09	LT20-3/EB20-3	LTX20L-BS/EBX20L-BS	-	-	80	SV80E Sno-Scoot	88-90	-	-	LB7L-B	12N7-3B
700	SXV700ER SXViper ER	02-05	LT24-3/EB24-3	LTX24HL-BS EBX24HL-BS	L50-N18L-A3	-		Electric Start Kit	All	LT24-3/EB24-3	LTX24HL-BS EBX24HL-BS	L50-N18L-A3	-
	VT700 Venture 700	98-04	LT24-3/EB24-3	LTX24HL-BS EBX24HL-BS	L50-N18L-A3	-		Electric Start Kit	All	LT14A-3/EB14A-3	LTX14AHL-BS EBX14AHL-BS	LB14L-A2	-
	VX700XTCD Vmax 700 XTC Deluxe	98	LT24-3/EB24-3	LTX24HL-BS EBX24HL-BS	L50-N18L-A3	-		8DJ PZ500 Electric Start Kit	All	LT14A-3/EB14A-3	LTX14AHL-BS EBX14AHL-BS	LB14L-A2	-
								8BH PZ480 ST,ET410TR					



SCOOTER BATTERY APPLICATIONS

CC	Model	Year	Factory Activated Maintenance Free	Dry Charged Maintenance Free	High Performance	Conventional	CC	Model	Year	Factory Activated Maintenance Free	Dry Charged Maintenance Free	High Performance	Conventional
APRILLA							MANCO						
500	Scarabeo	09	LT12-4/EB124	LTX12-BS/EBX12-BS	-	-	50	5049E	02-06	LT5-3/EB5-3	LTX5L-BS/EBX5L-BS	-	-
250	Sport City	09	LT12-4/EB124	LTX12-BS/EBX12-BS	-	-		5051L	06	LT5-3/EB5-3	LTX5L-BS/EBX5L-BS	-	-
200	Scarabeo	09	-	-	LB12AL-A	-	PIAGGIO						
150	Mojito	09	LT7-3/EB7-3	LTX7L-BS/EBX7L-BS	-	-	500	MP3 500	08-09	LT14-4/EB14C-4	LTX14-BS/EBX14-BS	-	-
100	Scarabeo ST	09	-	-	LB9-B	-		BV500	08-09	LT14-4/EB14C-4	LTX14-BS/EBX14-BS	-	-
DRR													
	All Models		LT4-3/EB4-3	LTX4L-BS/EBX4L-BS	-	-	460	X9	09	LT14-4/EB14C-4	LTX14-BS/EBX14-BS	-	-
E-TON													
50	Beamer 50	00-03	LT5-3/EB5-3	LTX5L-BS/EBX5L-BS	-	-	400	MP3 400	08-09	LT14-4/EB14C-4	LTX14-BS/EBX14-BS	-	-
HONDA													
600	FSC600 Silver Wing	02-09	EBZ12A-4/EBZ12-4	-	-	-	250	MP3 250	08-09	LT14-4/EB14C-4	LTX14-BS/EBX14-BS	-	-
250	CH250 Elite	85-90	LT12-4/EB12-4	LTX12-BS/EBX12-BS	-	-		BV250	08-09	LT14-4/EB14C-4	LTX14-BS/EBX14-BS	-	-
	CN250 Helix	93-09	LT12-4/EB12-4	LTX12-BS/EBX12-BS	-	-	150	FLY 150	09	-	-	LB9-B	-
	CN250 Helix	86-87	LT12-4/EB12-4	LTX12-BS/EBX12-BS	-	-	50	FLY 50	09	-	-	LB9-B	-
	NSS250 Reflex	01-09	EBZ12A-4/EBZ12-4	-	-	-		Typhoon	09	-	-	LB9-B	-
	PS250 Big Ruckus	05-08	EBZ12A-4/EBZ12-4	-	-	-	SUZUKI						
150	CH150 Elite	87	LT9-4/EB9-4	LTX9-BS/EBX9-BS	-	-	650	AN650 Burgman	03-09	LT14-4/EB14C-4	LTX14-BS/EBX14-BS	-	-
	CH150 Elite Deluxe	85-86	-	-	LB9-B	-	400	AN400 Burgman	03-09	-	EB12A-BS	-	-
	FES150	-	-	LTX9-BS/EBX9-BS	-	-	50	F50, F50R	71	-	-	-	6N4-2A
125	CH125 Elite	84	-	-	LB9-B	-		FA50 Shuttle	80-91	-	-	-	6N2-2A-4
	FES125	-	-	LTX9-BS/EBX9-BS	-	-		FS50	80-81	-	-	-	6N4-2A
	NH125 Aero	84	-	-	LB5L-B	-	SYM						
	Pantheon 125	-	-	LTX9-BS/EBX9-BS	-	-	200	HD	09	LT9-4/EB9-4	LTX9-BS/EBX9-BS	-	-
80	CH80 Elite	93-09	LT5-3/EB5-3	LTX5L-BS/EBX5L-BS	-	-	50	Mio	09	LT5-3/EB5-3	LTX5L-BS/EBX5L-BS	-	-
	NH80 Aero	85	LT5-3/EB5-3	LTX5L-BS/EBX5L-BS	-	-		DD	09	LT4-3/EB4-3	LTX4L-BS/EBX4L-BS	-	-
50	CHF50 Metropolitan II, SP	02-09	EBZ7-3	-	-	-	YAMAHA						
	NB50 Aero	85-87	LT4-3/EB4-3	LTX4L-BS/EBX4L-BS	-	-	500	XP500T-Max	09	EBZ10A-4	-	-	-
	NB50M Aero	83-84	-	-	LB4L-B	-	400	YP400 Majesty	04-09	LT9B-4/EB9B-4	-	-	-
	NN50MD Gyro	84	-	-	LB4L-B	-	250	Morphous	06-07	EBZ10A-4	-	-	-
	NPS50, S, Ruckus	03-09	EBZ7-3	-	-	-	200	XC200 Riva	87-91	-	-	LB10L-B2	-
	NQ50 Spree, 50D SS	86-87	LT4-3/EB4-3	LTX4L-BS/EBX4L-BS	-	-	180	XC180 Riva	83-85	-	-	LB10L-B	-
	NQ50 Spree	84-85	-	-	LB4L-B	-	125	YJ125T Vino 125	04-09	LT7A-4/EB7A-4	LTX7A-BS/EBX7A-BS	-	-
	P50 Little Honda	67-68	-	-	-	6N4-2A-4		XC125 Riva	85-01	-	-	LB7C-A	-
	PA50I Moped, PA50II	78-83	-	-	-	6N4B-2A-5		Zume 125	09	LT7A-4/EB7A-4	LTX7A-BS/EBX7A-BS	-	-
	SA50 Elite LX, S, SR	88-01	LT4-3/EB4-3	LTX4L-BS/EBX4L-BS	-	-	80	CV80 Riva	83-87	-	-	-	6N11-2D
	SB50 (All)	88-90	LT4-3/EB4-3	LTX4L-BS/EBX4L-BS	-	-	50	CA50 Riva	83-86	-	-	-	6LB8L-B
	SE50 Elite (All)	87	LT4-3/EB4-3	LTX4L-BS/EBX4L-BS	-	-		CE50 Riva Jog	86-87	-	-	LB4L-B	-
	TG50 Gyro S (All)	85-86	LT4-3/EB4-3	LTX4L-BS/EBX4L-BS	-	-		CG50 Riva	88-91	-	-	LB4L-B	-
KASEA													
50	Sense, Prima	All	LT5-3/EB5-3	LTX5L-BS/EBX5L-BS	-	-		CV50 Riva	84	-	-	-	6LB8L-B
KYMCO													
500	Xciting 500i	09	LT14-4/EB14C-4	LTX14-BS/EBX14-BS	-	-		CW50 Zuma	89-90	-	-	LB4L-B	-
400	Xciting 400i	09	LT12-4/EB12-4	LTX12-BS/EBX12-BS	-	-		CW50 Zuma II	97-01	-	-	LB4L-B	-
250	People 250	09	LT12-4/EB12-4	LTX12-BS/EBX12-BS	-	-		CV50 Riva Jog	92-01	LT4-3/EB4-3	LTX4L-BS/EBX4L-BS	-	-
150	People 150	09	LT7A-4/EB7A-4	LTX7A-BS/EBX7A-BS	-	-		SH50 Riva Razz	87-01	-	-	LB4L-B	-
125	People 125	09	LT7A-4/EB7A-4	LTX7A-BS/EBX7A-BS	-	-		XC50 Vino Classic	06-09	LT5-3/EB5-3	LTX5L-BS/EBX5L-BS	-	-
50	Super 8,9	09	LT5-3/EB5-3	LTX5L-BS/EBX5L-BS	-	-		XF50W (C3)	07-09	LT5-3/EB5-3	LTX5L-BS/EBX5L-BS	-	-
	People	09	LT5-3/EB5-3	LTX5L-BS/EBX5L-BS	-	-		YJ50R	01-09	-	LT4B-BS	-	-
	Agility 50	09	LT5-3/EB5-3	LTX5L-BS/EBX5L-BS	-	-		Vino & Vino Classic	-	-	-	-	-
							HYOSUNG MOTORS						
							250	NS3-250	09	LT9-4/EB9-4	LTX9-BS/EBX9-BS	-	-
							100	EZ100	All	LT5-3/EB5-3	LTX5L-BS/EBX5L-BS	-	-
							50	SB50 Super Cab, Sd50 Sense, SF50 Prima	All	LT4-3/EB4-3	LTX4L-BS/EBX4L-BS	-	-

The LT20-4/EB20-4 series batteries may be used as an optional upgrade, but some modification to the hold down may be necessary. See battery label for retrofit cautions.



RIDING MOWER BATTERY APPLICATIONS

Model	Battery Type
ALLIS-CHALMERS	
405,508	12N9-4B-1*
608LTD, 611LTD, 611 Special,	
611H, 613, 616 Special, 616H,	
830 Sprint, T811, T816,	
1036 Spirit	U1-9
ARIENS / GRAVELY	
1330,1332,8028,8530	LB14A-A2*
901000 & 912000 Series	12N12A-4A-1*
925000 & 927000 Series	12N12A-4A-1*
929001, 929002, GT17,	
931001, 931006,	
GT20, 931010, 931018, HT16,	
YT10, YT11	U1-9
ATLAS TOOL & MFG. CO .	
ER2600, ER650, ER2680,	
Er3280	12N9-3A-1*
BOLENS	
Husky 728, Husky 770,	
Husky 829	LB9-B
BUNTON COMPANY	
32-10BBS, 36-10BBS,	
36H-10BBS	
52-10BBS, 52H-10BBS	U1-9
Lawn Lark 36	U1R-9
CARTER BROTHERS	
EZ-502, EZ-502C, EZ-702,	
EZ-702C	LB12A-A
CASE INTERNATIONAL	
107, 108, 108XC, 110, 110XC,	
116XC, 117, 118, 210, 220,	
222, 226, 442, 448,	
644, 646, 648, 80XC	U1-9
M80	LB12A-A
DEERE & CO .	
100, 108, 111, 112L, 116, 116H	
200, R72, R92, S82, S92	U1-9
DIXIE CHOPPER	
5018,5020,5024,6024	U1-9
E.T.RUGG CO	
5049-E2, 5049-E4,	
5069-E,5088-E	U1-9
ECONOMY TRACTOR	
PK1212	U1R-9
FLOW-MOW MOWER COMPANY	
JETX 2668	U1-9
FORD MOTOR CO .	
LGT100, LGT120, LGT125,	
LGT145, LGT165, LT75,	
RMT66	U1-9

* Please see battery supplier cross reference

Model	Battery Type
GARDEN WAY / TROY BUILT	
Pony (before 1996)	LB12A-A
Pony (After 1996)	LB9-B
Troy-Built Rototiller	U1-9
GENERAL APPLIANCE MFG. CO .	
All Electric Starters	U1-9
GENERAL POWER	
3-725-E7, 3-725-E8, 3-725-E9	12N12A-4A-1*
WES725, WES725-FS	12N12A-4A-1*
GILSON	
GT14, GT14E, GT14HE	
YT11E, YT11HE, YT12.5,	U1-9
YT12E	
GRAVLEY CORPORATION	
1132, 1138, IHDE-126,	U1-9
IHDE-130, IHSE-126	
408	U1R-9
HEILMAN ENTERPRISES	
11-76, 11-77, 11-78, 8-76, 8-77	U1-9
220, 440, 445, 550, 555	U1R-9
HUFFMAN MFG.CO.(HUFFY)	
H-270, H-360	LB12A-A
HULL INDUSTRIES	
TC30ER	LB16-B*
JACOBSEN/HOMELITE/HUSTLER	
42642,43020,43032,43037	LB9-B
43043, Javelin MK11, RE-8E	LB9-B
53107, 53146, 53148, 53200,	
53215, 53275, 53300, 53330	
GT12G, GT12H	U1-9
730-OLE, T-8	U1R-9
JC PENNEY	
931-2703, 931-2737, 931-5730	U1-9
J. I. CASE	
M-80	12N12A-4A-1*
KEES	
48/60	U1-9
KUBOTA	
B4200, B5100, B5200, B6100,	
B620, B7100	U1-9
G3200, G4200, G5200,	
G6200, Px2100	U1-9
LAWN BOY	
333, 335, 5802, 5803, 7258E	
7259E, 7260E, 8227E, 8228E	
8229E, 8229EA, 8233E	12N9-3A-1*
9303E, 9325ES, 9328E,	
9328ES, 9365ES, 9368E,	
9368ES	U1-9

Model	Battery Type
LAWN BOY	
9369ES (After 1975)	
9329ES (After 1975)	U1-9
9369ES & 9329ES (Thru 1975)	U1R-9
MINNEAPOLIS-MOLINE	
All Models	U1-9
MONTGOMERY WARD	
99 & Under Series	LB9-B
1300-1400 Series	U1-9
MORIDGE MFG., CO .	
1210, 1622, 1822	U1-9
MTD PRODUCTS	
300, 400, 500, 600 Series	
385, 410, 412, 465, 485,	
489,497	LB14L-A2 *
387, 397, 455, 485, 495, 497,	
525,667,760	U1-9
500, 525, 526, 600, 698,	
775,795	
796, (395, 760 From 1981)	LB14L-A2*
700-800 Series	L50-N18L-A3*
MURRAY OHIO MFG., CO .	
2523, 3033, 3035, 6-30502	
6-30502X4, 6-30702,	
6-30702X4	
7-30502	LB14L-A2*
NOMA	
321050... 321054, 328000...	
328018	
360100, 36101	LB14L-A2*
POWER KING	
1212	U1-9
ROOF MFG., CO .	
492683,493081,493071	U1-9
ROOT MFG., CO .	
30-N7-3, 830-E, 30-NB-E	U1R-9
ROPER	
96444, 96927, 96941, K522,	
K852	
L722, L72256R	LB9-B
K9224AR, K922PRA,	
K9324AR	
K932PRA, L8000AT	LB14L-A2*
SEARS	
502.23365, 50223366,	
502.2561128	U1R-9
502.256050,502.256051	
502.256060... 502.256063	
502.256070,502.256071	
502.256080, 502.256081	12N14-3A2



RIDING MOWER BATTERY APPLICATIONS

Model	Battery Type
SEARS	
502.256120... 502.256126	
502.256130... 502.256132	12N14-3A2*
502.2561321, 502.2561576,	
502.2561576	U1R-9
502.256134, 502.256136A	
502.256138,917.255260	12N14-3A2*
502.25617, 502.25619	U1R-9
502.255270... 917.255273	
502.255330,917.255340	12N14-3A2*
502.256135,502.25256136	
502.256137, 502.256140	
502.256141, 502.256142	LB16L-B *
131.96927, 131.969310	
131.96941,131.96970	12N9-3A-1 *
520.25800 (Thru 1966)	
520.25710 (Thru 1966)	
520.25538 (Thru 1966)	U1-9
536.250820...536.250823	
536.25087	
536.250920...536.250922	
536.255110,536.255112	
536.255113,536.255212	
536.255220,536.255221	
536.255230...536.255232	
536.255240,536.255250	
536.657020,536.657040	
536.657060, 536.657080	
536.658080,536.963100	
917.250740,917.255120	12N9-3A-1*

Model	Battery Type
SEARS	
917.25424,917.25431...	
917.25435	
917.25474	U1R-9
917.255121, 917.259180	12N9-3A-1*
917.25541, 917.25558,	
917.25582	U1R-9
917.25932	12N9-3A-1*
SIMPLICITY	
3008, 3008-3, 99075	LB9-B
SNAPPER	
All Walk Behind Mowers	
(Electric Start)	LTX4L-BS/EBX4L-BS*
SPEEDEX TRACTOR CO .	
1020, 103, 1240, 1240M,	
1320, 1330, 1632, 1640,	
1640M, 1722, 1822, 820,	
840, S-17, S-18	U1-9
SWISHER	
18Hp/32"	LB12A-A
TRU-TEST	
2-832E5, 6-1036E5,	
3-83DE-5, 7-1036DE-5	
WDE-10365, WDE-8325,	U1-9
WE-10365, WE-8325	
TURFMASTER	
12/36, 12/39	U1-9

Model	Battery Type
VOELLER, INC.	
SS-7	U1-9
WESTERN INT L. (DYNAMARK)	
320800, 328000, 361000	
361100, 361102... 361107	LB14L-A2*
361113, 361114, 421101,	
456301	LB14L-A2*
WHEEL HORSE / TORO	
108-3, 108-5, 111-5 (1985)	
A85, A115 (1984)	LB14L-A2*
11-32, 11-38, 11-44	
57300, 57351, 57356, 57360	
7-25, TE10, TE12	
Grandmaster 117	U1-9
WHITE OUTDOOR PRODUCTS	
FST-16	
GT-185, -205, -1000	
LT-125, -155, -160, -165	L50-N18L-A3*
GT1000, R80, T100, T80,	
T800, T85	U1-9
WOODS	
1250, 1850	U1-9
YARD MAN INC.	
13420,3730	12N9-3A-1*
Beetle	12N14-3A2*

*Please see battery supplier cross reference



UTILITY VEHICLE BATTERY APPLICATIONS

CC	Model	Year	Factory Activated Maintenance Free	Dry Charged Maintenance Free	High Performance	Conventional	CC	Model	Year	Factory Activated Maintenance Free	Dry Charged Maintenance Free	High Performance	Conventional
ARCTIC CAT							KAWASAKI						
700	Prowler 700	09	LT24-3/EB24-3	LTX24HL-BS EBX24HL-BS	L50-N18L-A2	-		KAF620, Mule 2500,2510,2520		LT16C-3	LT16CL-BS	LB16CL-B	-
650	Prowler 650	06-09	LT24-3/EB24-3	LTX24HL-BS EBX24HL-BS	L50-N18L-A2	-	540	KAF540, Mule 2010,2020,2030		LT16C-3	LT16CL-BS	LB16CL-B	-
KAWASAKI							450	KAF450, Mule 1000		LT16C-3	LT16CL-BS	LB16CL-B	-
950	Mule 5210 Diesel		-	-	-	-	400	KAF400, Mule 600,610	05-07	LT14A-4/EB14A-4	LTX14AH-BS	LB14A-A2	-
750	Teryx All Models	08-09	-	-	-	-	360	Advantage Classic	03-07	LT20-3/EB20-3	LTX20L-BS	-	-
650	KAF650, Mule 4010 4x4	09	LT20-3/EB20-3	LTX20L-BS EBX20L-BS	-	-	300	KAF300, Mule 500,520,550		LT14A-4/EB14A-4	LTX14AH-BS	LB14A-A2	-
620	KAF620, Mule 3010	03-07	LT20-3/EB20-3	LTX20L-BS EBX20L-BS	-	-	POLARIS						
620	KAF620, Mule 4x4 Advantage Classic		LT20-3/EB20-3	LTX20L-BS EBX20L-BS	-	-	700	Ranger 6x6	06-09	LT30-3/EB30-3	EBX30L-BS	-	-



UTILITY VEHICLE BATTERY APPLICATIONS

CC	Model	Year	Factory Activated Maintenance Free	Dry Charged Maintenance Free	High Performance	Conventional	CC	Model	Year	Factory Activated Maintenance Free	Dry Charged Maintenance Free	High Performance	Conventional
POLARIS							SUZUKI						
500	Ranger 6x6, 4x4	98-09	LT30-3/EB30-3	EBX30L-BS	LB30L-B	-	620	QUV620F	05	LT20-3/EB20-3	LTX20L-BS	-	-
425	Ranger 2x4	02-03	LT30-3/EB30-3	EBX30L-BS	LB30L-B	-					EBX20L-BS	-	-



PERSONAL WATERCRAFT BATTERY APPLICATIONS

CC	Model	Year	Factory Activated Maintenance Free	Dry Charged Maintenance Free	High Performance	Conventional	CC	Model	Year	Factory Activated Maintenance Free	Dry Charged Maintenance Free	High Performance	Conventional
AQUA-JET CO.							KAWASAKI						
432	Aqua-Jet Sx1	89-90	EB16B-4	EB16B-BS	LB16-B	-	800	JS800 SX-R	03-09	LT20-3/EB20-3	LTX20L-BS	-	-
430	Aqua-Jet Sx1	91	EB16B-4	EB16B-BS	LB16-B	-					EBX20L-BS	-	-
ARCTIC CAT							750						
770	Tiger Shark	97-99	LT14A-3/EB14A-3	LTX14AHL-BS	LB14L-A2	-		JH750 SS, ST, XI, XIR	92-99	LT16C-3	LT16CL-BS	LB16CL-B	-
				EBX14AHL-BS				JH750 ST, ZXI	95-97	LT20-3/EB20-3	LTX20L-BS	-	-
640	Tiger Shark	97-99	LT14A-3/EB14A-3	LTX14AHL-BS	LB14L-A2	-		JS750 SX, ZX	92-95	LT16C-3	LT16CL-BS	LB16CL-B	-
				EBX14AHL-BS				JS750 SXI, SXI PRO	95-02	LT20-3/EB20-3	LTX20L-BS	-	-
BOMBARDIER/SEA-DOO (BRP)							JT750 XIR, ST, STS						
1500	GTI, RXT	09	-	-	LB30CL-B	-		JT750 STS, STX	96-98	LT20-3/EB20-3	LTX20L-BS	-	-
	GTX 4-Tec, RXP	03-06	-	-	LB30CL-B	-					EBX20L-BS	-	-
	All other Models	94-07	LT16C-3	LT16CL-BS	LB16CL-B	-	650	JF650 X2	86-95	LT16C-3	LT16CL-BS	LB16CL-B	-
	All Models	88-93	EB16B-3	EB16BL-BS	LB16L-B	-		JF650 TS	89-96	LT16C-3	LT16CL-BS	LB16CL-B	-
HONDA							JF650 SC						
1470	Aqua Trax F-15,F-15X	03-09	LT20-3/EB20-3	LTX20L-BS	-	-		JF650 SX	87-95	LT16C-3	LT16CL-BS	LB16CL-B	-
				EBX20L-BS			550	JS550, SX	86-95	LT16C-3	LT16CL-BS	LB16CL-B	-
1235	Aqua Trax F-12,F-12X	02-09	LT20-3/EB20-3	LTX20L-BS	-	-		JS550	82-85	EB16B-3	EB16BL-BS	LB16L-B	-
				EBX20L-BS			440	JS440	87-92	LT16C-3	LT16CL-BS	LB16CL-B	-
	Aqua Trax R-12,R-12X	02-09	LT20-3/EB20-3	LTX20L-BS	-	-		JS440	77-86	EB16B-3	EB16BL-BS	LB16L-B	-
				EBX20L-BS			400	JS400	76	EB16B-3	EB16BL-BS	LB16L-B	-
				EBX20L-BS			300	JS300 TS, SX	86-91	LT16C-3	LT16CL-BS	LB16CL-B	-
KAWASAKI							YAMAHA						
1500	JT1500-A,C,STX-15F	04-09	LT20-3/EB20-3	LTX20L-BS	-	-		All Waverunner Models	87-09	LT16C-3	LT16CL-BS	LB16CL-B	-
				EBX20L-BS			POLARIS						
	JT1500B, C, 250X, Ultra LX	07-09	LT20-3/EB20-3	LTX20L-BS	-	-		All Models	All	LT16C-3	LT16CL-BS	LB16CL-B	-
1200	JH1200-A,B, Ultra 130	99-05	LT20-3/EB20-3	LTX20L-BS	-	-	S.O.S. MARINE MFG						
				EBX20L-BS				All Models	All	LT16C-3	LT16CL-BS	LB16CL-B	-
	JT1200-A, B, C, STX-R, STX-12F	02-07	LT20-3/EB20-3	LTX20L-BS	-	-	ULTRANAUTICS						
				EBX20L-BS			800	Sea Flash	89-92	-	-	L60-N24AL-B	-
1100	JH1100-B Ultra 130	01-04	LT20-3/EB20-3	LTX20L-BS	-	-		Wet Bike	87-92	-	-	L60-N24AL-B	-
				EBX20L-BS				Wet Bike	85-86	-	-		CHD4-12
	Jh1100 ZXI	96-03	LT20-3/EB20-3	LTX20L-BS	-	-		Jet Star 1250 (Boat)	88-90	-	-	L60-N24AL-B	-
				EBX20L-BS				Jet Star 1260 (Boat)	91	-	-	L60-N24AL-B	-
	JT1100 STX	97-03	LT20-3/EB20-3	LTX20L-BS	-	-	WET JET INTERNATIONAL						
				EBX20L-BS				All Models	All	EB16B-4	EB16B-BS	LB16-B	-
900	JH900 ZXI	95-97	LT20-3/EB20-3	LTX20L-BS	-	-							
				EBX20L-BS									
	JT900 STS, STX	97-05	LT20-3/EB20-3	LTX20L-BS	-	-							
				EBX20L-BS									

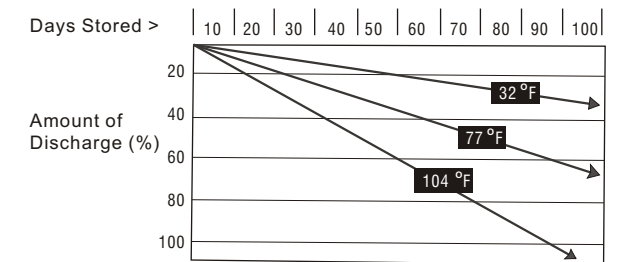
WHAT CAUSES A BATTERY TO FAIL PREMATURELY

SELF DISCHARGE

Antimony Batteries (Conventional 6-Volt and 12-Volt Standard)

Even when the motorcycle is not being used, these batteries discharge (SELF DISCHARGE) at the rate of approximately .5 to 1% per week. This rate of discharge increases with warm temperature. See the approximate rates of discharge shown in Figure 1 to the right.

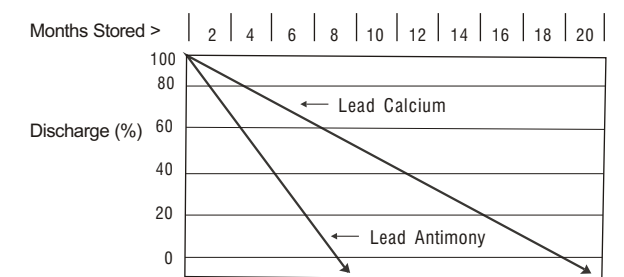
Figure 1 Self Discharge - Temperature Comparison



Lead Calcium Batteries (12-Volt Premium High Performance)

The lead/calcium technology motorcycle batteries have a longer life because they hold their charge more than three times as long as the conventional lead antimony batteries. These batteries discharge (SELF DISCHARGE) at a weekly rate of approximately .15 - .3%. See Figure 2 to the right. Some lead/calcium batteries also contain a special chemical that resists sulfation formation on the battery plates.

Figure 2 Self Discharge Rate Calcium vs. Antimony @ 77 °F



In order to minimize the self discharge of the battery, it is recommended that the battery be placed in a cool (NOT FREEZING) dry location when the motorcycle is not being used.

CURRENT DRAIN

Some big motorcycles (1,000 cc & up) have electric accessories such as clocks, GPS, radios, computer memory and alarm systems. Which discharge the battery even when the ignition is turned off. The amperage drain of each motorcycle is different depending on the model, year and electric accessories.

Figure 3

The chart below shows how quickly the battery is discharged by BOTH self discharge and current drain.

Figure 3 Self Discharge

Approximate # of Days from 100% full Charged to 100% Discharged		
Temperature	Lead Antimony Battery	Lead Calcium Battery
100° F	100 Days	300 Days
77° F	200 Days	600 Days
32° F	550 Days	1,650 Days

Figure 4 Current Drain

Discharging Amperes	Days from 100% Charged to 50% Discharged	Days from 100% Charged to 100% Discharged
7 mA	60 Days	119 Days
10 mA	42 Days	83 Days
15 mA	28 Days	56 Days
20 mA	21 Days	42 Days
30 mA	14 Days	28 Days

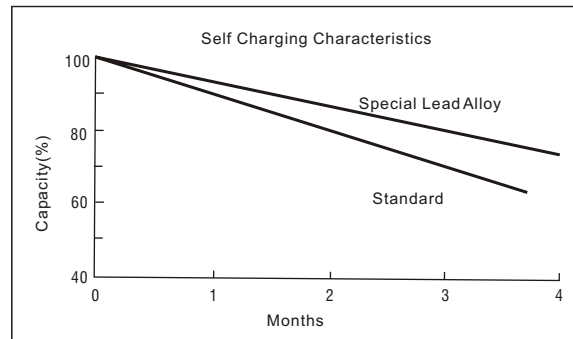
Note: If the battery is less than 100% charged when the battery begins standing, the discharge period will be shorter than the time indicated above.

HOW TO PROLONG BATTERY LIFE

ANTI SULFATE is a chemical that can drastically reduce sulfate crystal build up on battery plate surfaces. This allows the battery to operate longer with optimum performance. All of our Premium, AGM and factory activated batteries have anti-sulfate added.

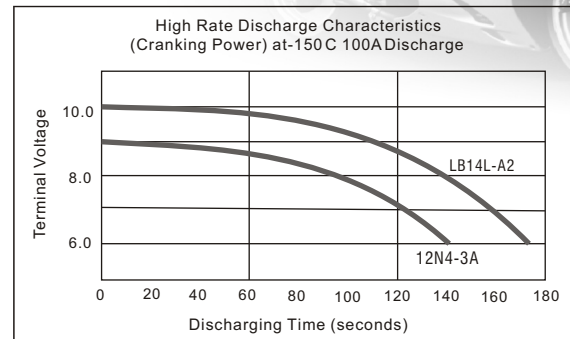
LOW SELF-DISCHARGE

Self discharge occurs when batteries slowly lose charge when not in service. With the use of special lead alloy grids, self discharge is minimal and the batteries maintain their state-of-charge.



GREATER TERMINAL VOLTAGE

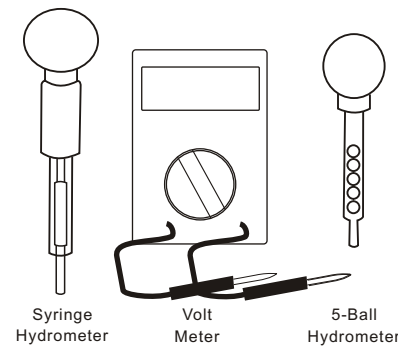
At lower temperature, batteries can supply greater terminal voltage over a longer period of time than conventional batteries as shown below.



HOW TO DETERMINE BATTERY STATE-OF-CHARGE

To check the battery's state-of-charge you can use one of three methods: 1.) syringe hydrometer 2.) voltmeter or 3.) 5-Ball Hydrometer. See the table below for a comparison between 3 methods to determine the accurate state-of-charge.

State-of-Charge	Syringe Hydrometer	Digital Voltmeter	5-Ball Hydrometer
100% Charged With Anti-Sulfate Additive	1,280 Sp. Gr.	12.80 Volts	5- Balls Floating
100% Charged	1,265 Sp. Gr.	12.60 Volts	4- Balls Floating
75% Charged	1,210 Sp. Gr.	12.40 Volts	3- Balls Floating
50% Charged	1,160 Sp. Gr.	12.10 Volts	2- Balls Floating
25% Charged	1,129 Sp. Gr.	11.90 Volts	1- Balls Floating
00% Charged	Less than 1,100 Sp. Gr.	Less than 11.80 Volts	0- Balls Floating



Note: Results based on a typical battery.

HOW TO STOP ELECTROLYTE FROM FREEZING

Batteries that are fully charged CANNOT FREEZE. If a battery becomes discharged, the electrolyte can freeze if it is stored below +20°F. To prevent damage due to freezing, do not allow the battery to become discharged.

The chart below shows temperatures at which electrolyte at various states of charge begins to freeze. These are the approximate temperatures at which ice crystals begin to form. The electrolyte does not freeze solid until a lower temperature is reached. Solid freezing of electrolyte in a discharge battery will damage the battery plates and may crack the battery case. A battery in which the electrolyte has been frozen will not recover to full power and must be replaced.

Specific Gravity of Electrolyte	Battery Voltage		Freezing Temperatures
	12-Volt	6-Volt	
1,280 Sp. Gr.	12.78V	6.39V	-92 °F
1,265 Sp. Gr.	12.66V	6.33V	-71 °F
1,250 Sp. Gr.	12.57V	6.28V	-62 °F
1,200 Sp. Gr.	12.27V	6.13V	-16 °F
1,150 Sp. Gr.	11.97V	5.98V	5 °F
1,100 Sp. Gr.	11.67V	5.84V	18 °F

Note: Results based on a typical battery.

A Battery that is at a 75% state of charge or greater is in no danger of freezing. We recommend that you check your battery voltage every 30 days during the winter.



Zhaoqing Factory



Jiangsu Factory



Anhui Factory

REASONABLE PRICE
RELIABLE QUALITY
TIMELY DELIVERY
FRIENDLY SERVICE



Shenzhen Factory



Dongguang Factory

RECOMMENDED POWER SPORTS BATTERY STOCKING GUIDE

LEOCH BATTERY TYPE	PRIMARY USAGE	TREND
LTX5L-BS	MOTORCYCLE/ATV/SCOOTER	INCREASING
LB14A-A2	ATV	STABLE
LTX4L-BS	SCOOTER/ATV	INCREASING
LTX14-BS	MOTORCYCLE/ATV	INCREASING
LB16CL-B	PERSONAL WATERCRAFT	DECREASING
LTX7-ABS	ATV	STABLE
LTX9-BS	MOTORCYCLE/ATV	INCREASING
LTX20L-BS	MOTORCYCLE/PERSONAL WATERCRAFT	INCREASING
L50-N18L-A3	MOTORCYCLE	STABLE
LB14L-A2	MOTORCYCLE	STABLE
LTX12-BS	MOTORCYCLE	INCREASING
12N14-3A	LAWN & GARDEN	INCREASING
LTX7L-BS	MOTORCYCLE	INCREASING
LTX20BS	MOTORCYCLE	INCREASING
LTX14AH-BS	MOTORCYCLE/SNOW MOBILE	INCREASING
LB50N18L-A	LAWN & GARDEN	STABLE
LTX20HL-BS	MOTORCYCLE/PERSONAL WATERCRAFT	STABLE
LB12A-A	MOTORCYCLE	DECREASING
LB14-A2	MOTORCYCLE/ATV	DECREASING
LB16ALA-2	MOTORCYCLE	DECREASING
LB16-BS	MOTORCYCLE	DECREASING
LTX12A-BS	MOTORCYCLE	STABLE
12N12A-4A1	MOTORCYCLE	DECREASING
LB14A-A1	MOTORCYCLE/ATV	DECREASING
12N9-4B-1	MOTORCYCLE	DECREASING